Wood County Schools, WV

Math Performance, Grades 3-8, 2009-2024

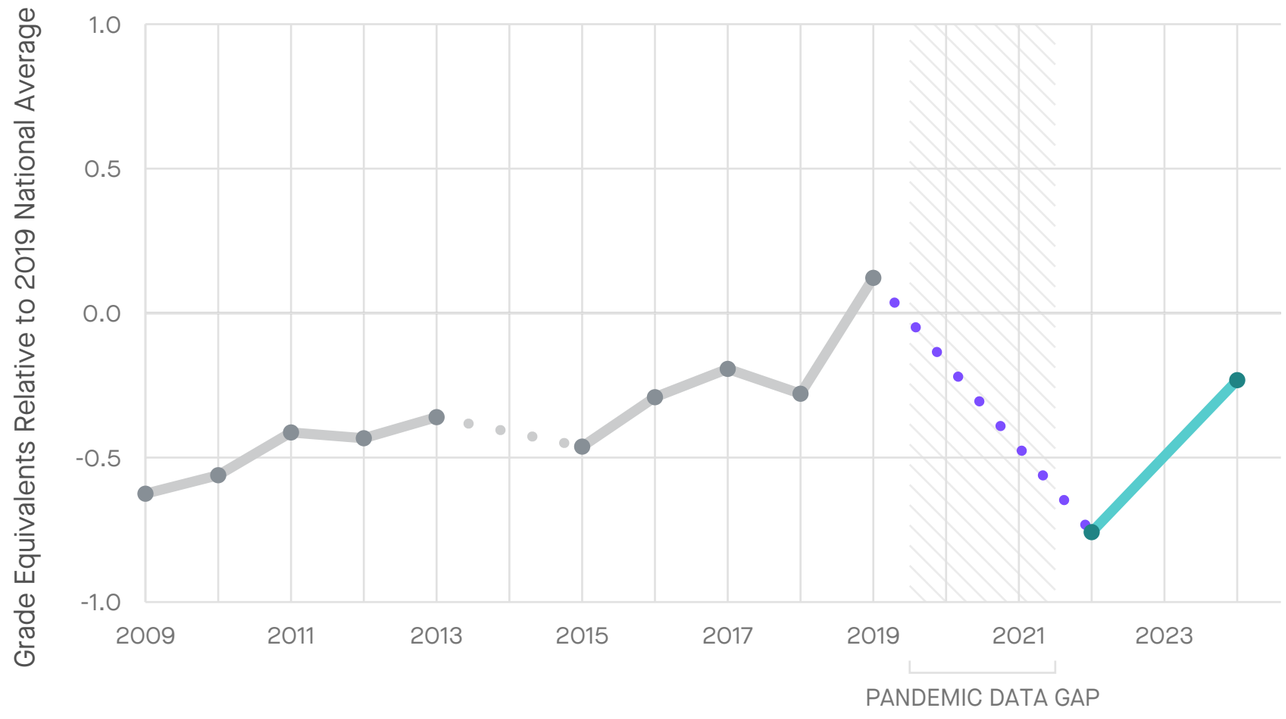

Average Math Scores and Trends in Scores
in Grade Level Equivalents Relative to the 2019 National Average

2019 Average	0.12
2022 Average	-0.76
2024 Average	-0.23
2019-2022 Change	-0.88
2022-2024 Change	+0.53
Since 2019	-0.35

Reading Performance, Grades 3-8, 2009-2024

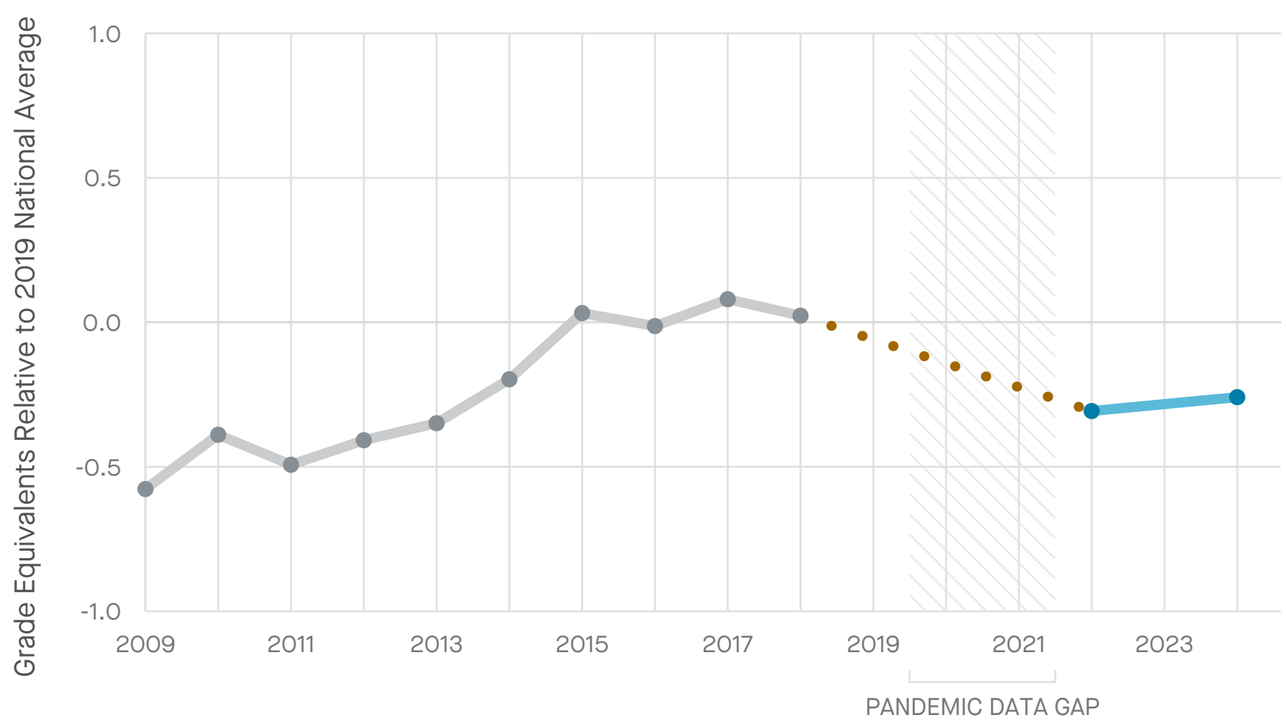

Average Reading Scores and Trends in Scores
in Grade Level Equivalents Relative to the 2019 National Average

2019 Average	N/A
2022 Average	-0.31
2024 Average	-0.26
2019-2022 Change	N/A
2022-2024 Change	+0.05
Since 2019	N/A

Absenteeism, Grades 3-8, 2009-2024

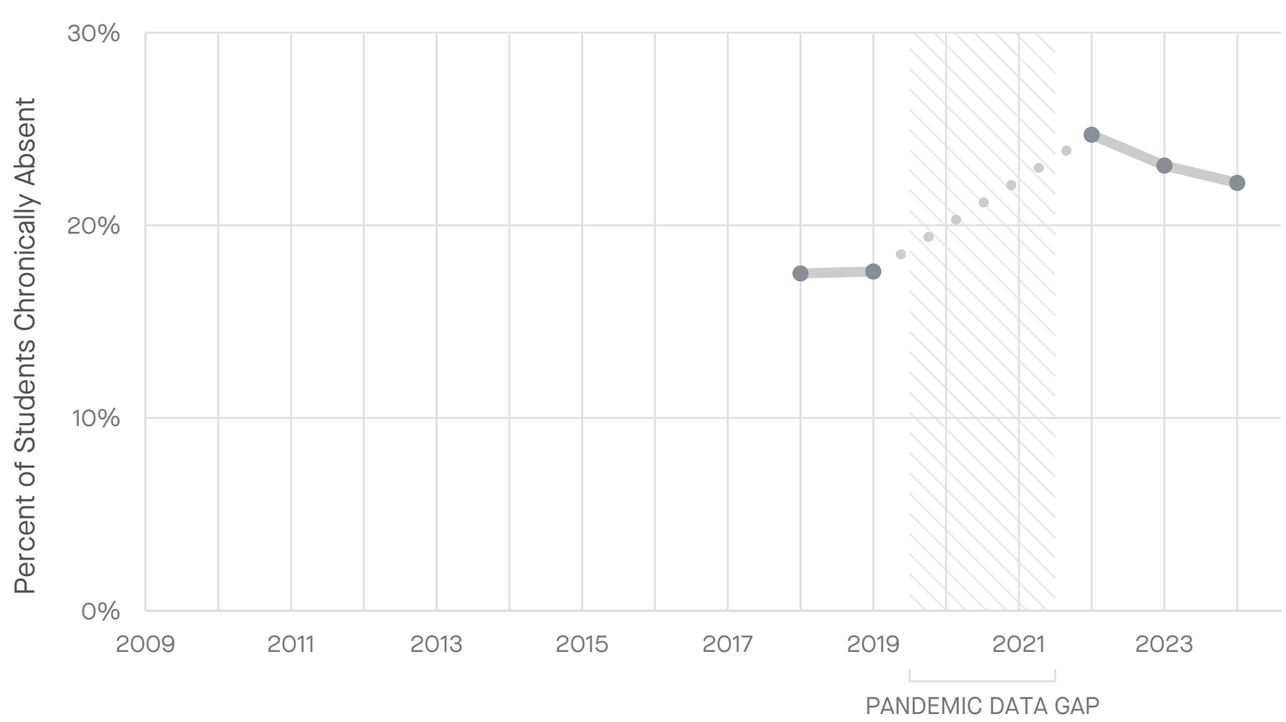

Absenteeism

2019-2023 Change	+0.06
Since 2009	N/A

Absenteeism data courtesy of Nat Malkus, American Enterprise Institute

Wood County Schools, WV

Math Performance in Wood County Schools vs. West Virginia and Similar Districts, Grades 3-8, 2019-2024

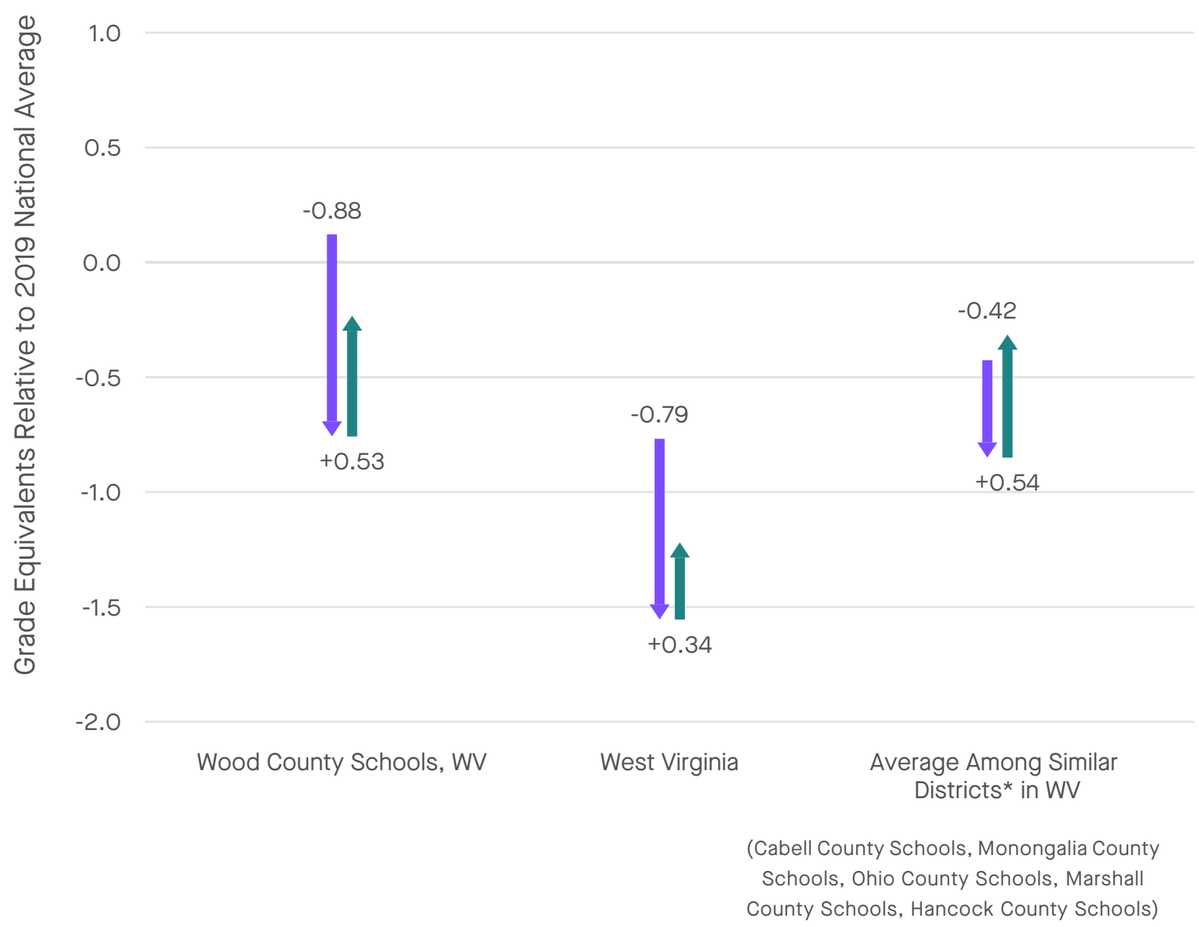

Average Math Scores and Trends in Scores

in Grade Level Equivalents Relative to the 2019 National Average

	2019 Average	2022 Average	2024 Average	2019-22 Change	2022-24 Change	2019-24 Change
Wood County Schools, WV	0.12	-0.76	-0.23	↓ -0.88	↑ 0.53	↓ -0.35
West Virginia	-0.77	-1.55	-1.22	↓ -0.79	↑ 0.34	↓ -0.45
Similar Districts* in West Virginia	-0.43	-0.85	-0.31	↓ -0.42	↑ 0.54	↑ 0.11

*Comparison districts are the nearest matches within the same state based on socioeconomic status, demographics, and size.

Reading Performance in Wood County Schools vs. West Virginia and Similar Districts, Grades 3-8, 2019-2024

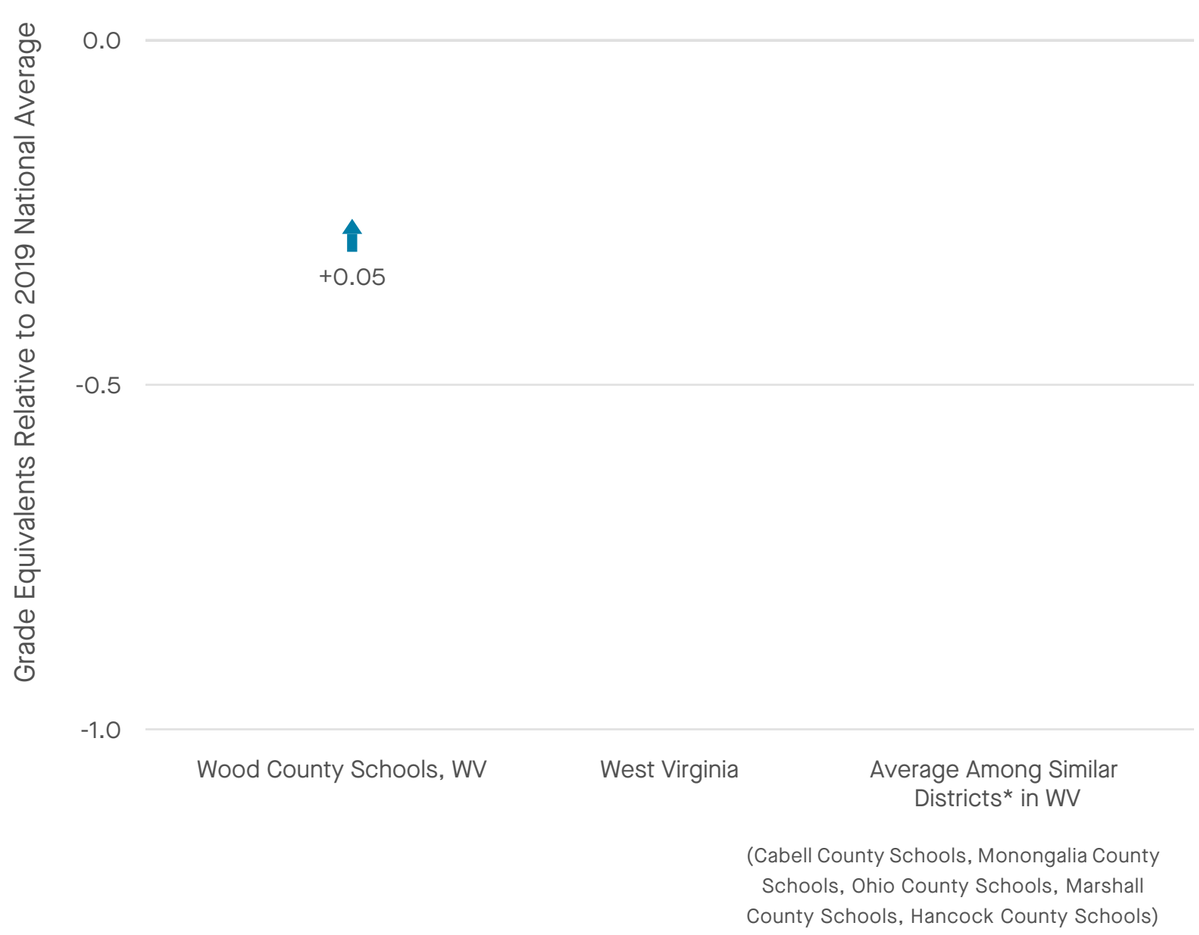

Average Reading Scores and Trends in Scores

in Grade Level Equivalents Relative to the 2019 National Average

	2019 Average	2022 Average	2024 Average	2019-22 Change	2022-24 Change	2019-24 Change
Wood County Schools, WV	N/A	-0.31	-0.26	N/A	↑ 0.05	N/A
West Virginia	N/A	N/A	N/A	N/A	N/A	N/A
Similar Districts* in West Virginia	N/A	N/A	N/A	N/A	N/A	N/A

*Comparison districts are the nearest matches within the same state based on socioeconomic status, demographics, and size.

Wood County Schools, WV

Math Performance by Subgroup, Grades 3-8, 2019-2024

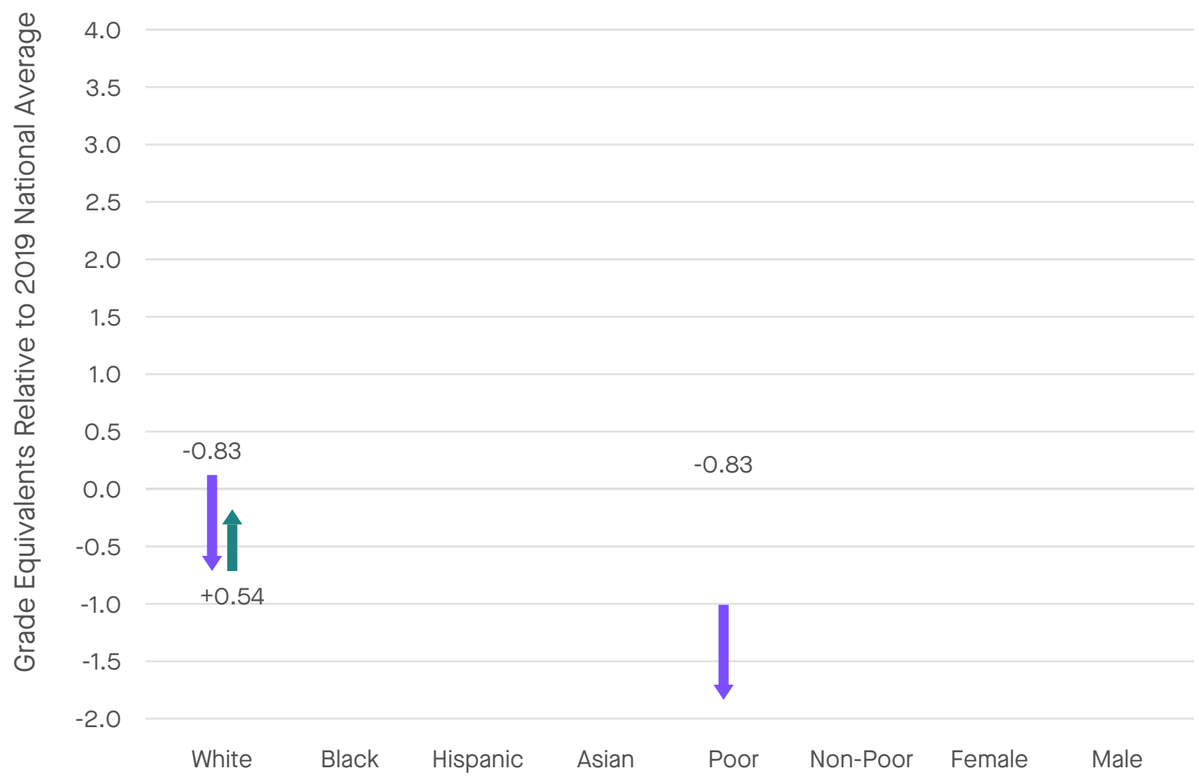

Average Math Scores and Trends in Scores

in Grade Level Equivalents Relative to the 2019 National Average

	2019 Average	2022 Average	2024 Average	2019-22 Change	2022-24 Change	2019-24 Change
White	0.12	-0.71	-0.18	↓ -0.83	↑ 0.54	↓ -0.30
Black	-0.78	N/A	N/A	N/A	N/A	N/A
Hispanic	0.17	N/A	N/A	N/A	N/A	N/A
Asian	3.50	N/A	N/A	N/A	N/A	N/A
Poor	-1.01	-1.84	N/A	↓ -0.83	N/A	N/A
Non-Poor	0.99	N/A	N/A	N/A	N/A	N/A
Female	N/A	N/A	N/A	N/A	N/A	N/A
Male	N/A	N/A	N/A	N/A	N/A	N/A

Reading Performance by Subgroup, Grades 3-8, 2019-2024

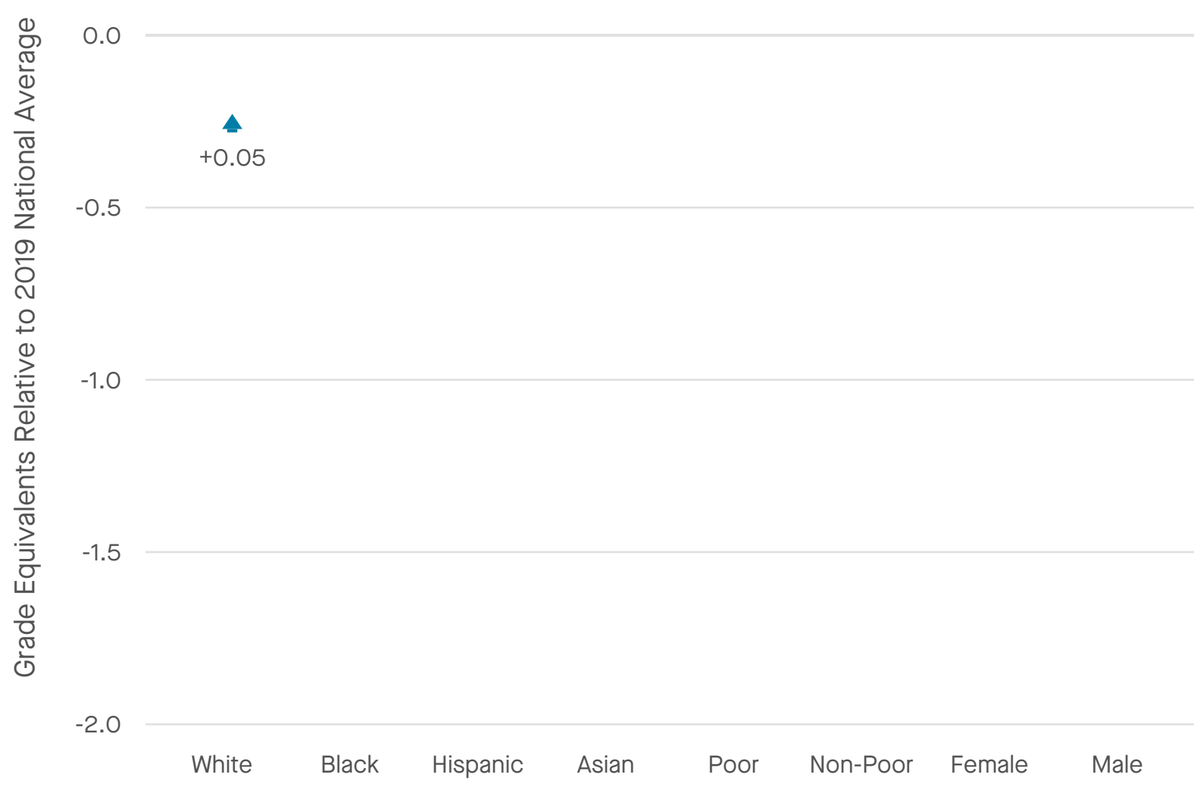

Average Reading Scores and Trends in Scores

in Grade Level Equivalents Relative to the 2019 National Average

	2019 Average	2022 Average	2024 Average	2019-22 Change	2022-24 Change	2019-24 Change
White	N/A	-0.28	-0.23	N/A	↑ 0.05	N/A
Black	N/A	N/A	N/A	N/A	N/A	N/A
Hispanic	N/A	N/A	N/A	N/A	N/A	N/A
Asian	N/A	N/A	N/A	N/A	N/A	N/A
Poor	N/A	-1.37	N/A	N/A	N/A	N/A
Non-Poor	N/A	N/A	N/A	N/A	N/A	N/A
Female	N/A	N/A	N/A	N/A	N/A	N/A
Male	N/A	N/A	N/A	N/A	N/A	N/A

Wood County Schools, WV

Change in Math Performance in West Virginia Districts vs. Percent Free/Reduced-Price Lunch, Grades 3-8, 2019-2024

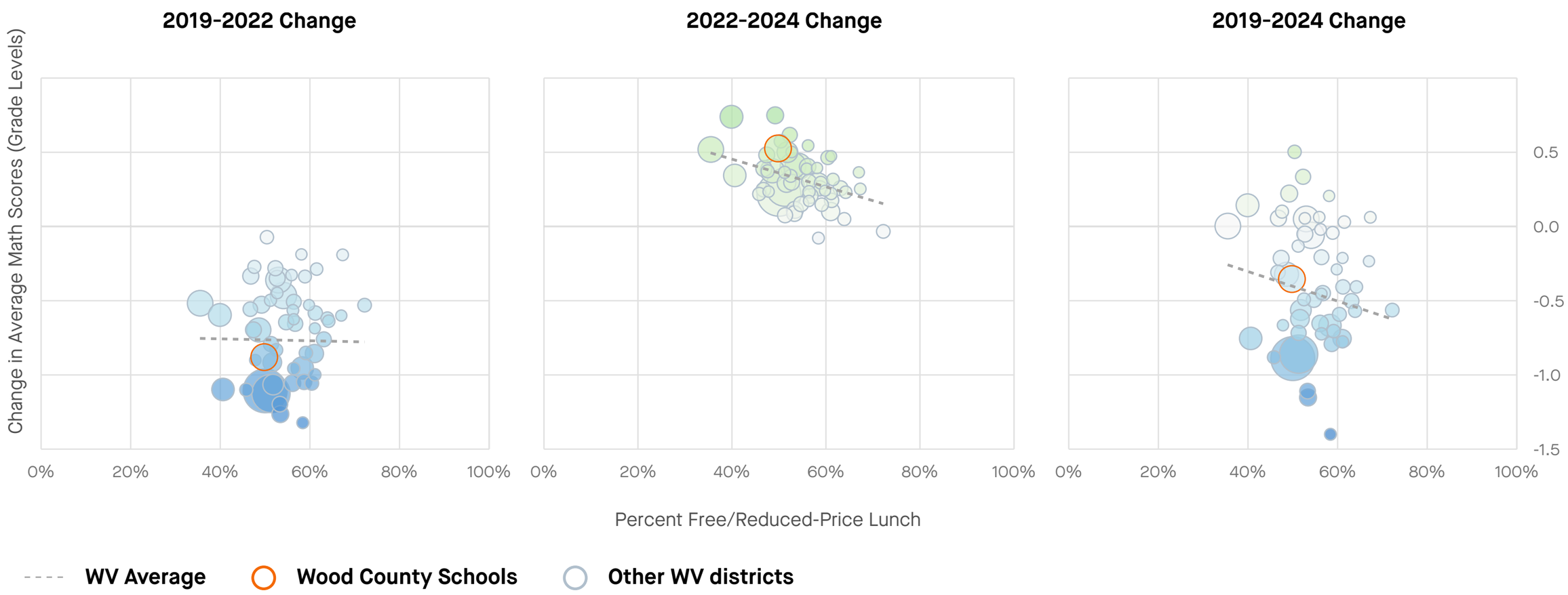

Change in Reading Performance in West Virginia Districts vs. Percent Free/Reduced-Price Lunch, Grades 3-8, 2019-2024

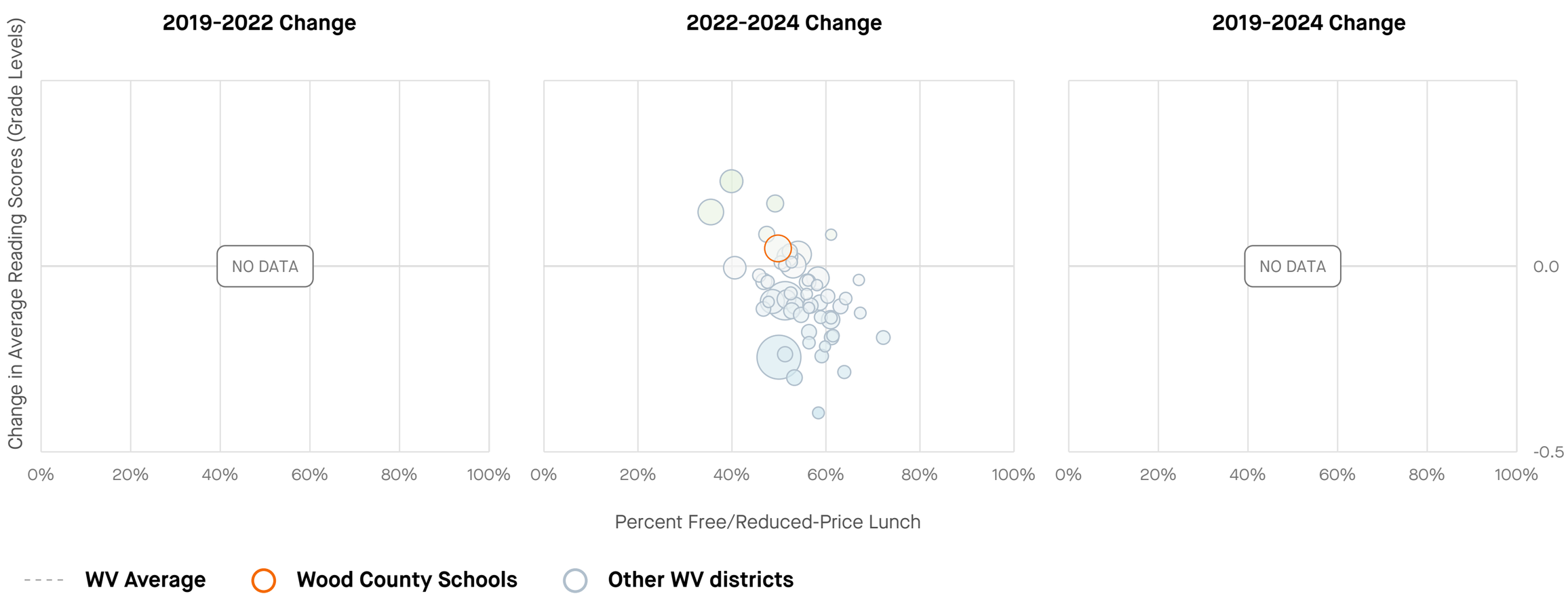

West Virginia

Math Performance, Grades 3-8, 2009-2024

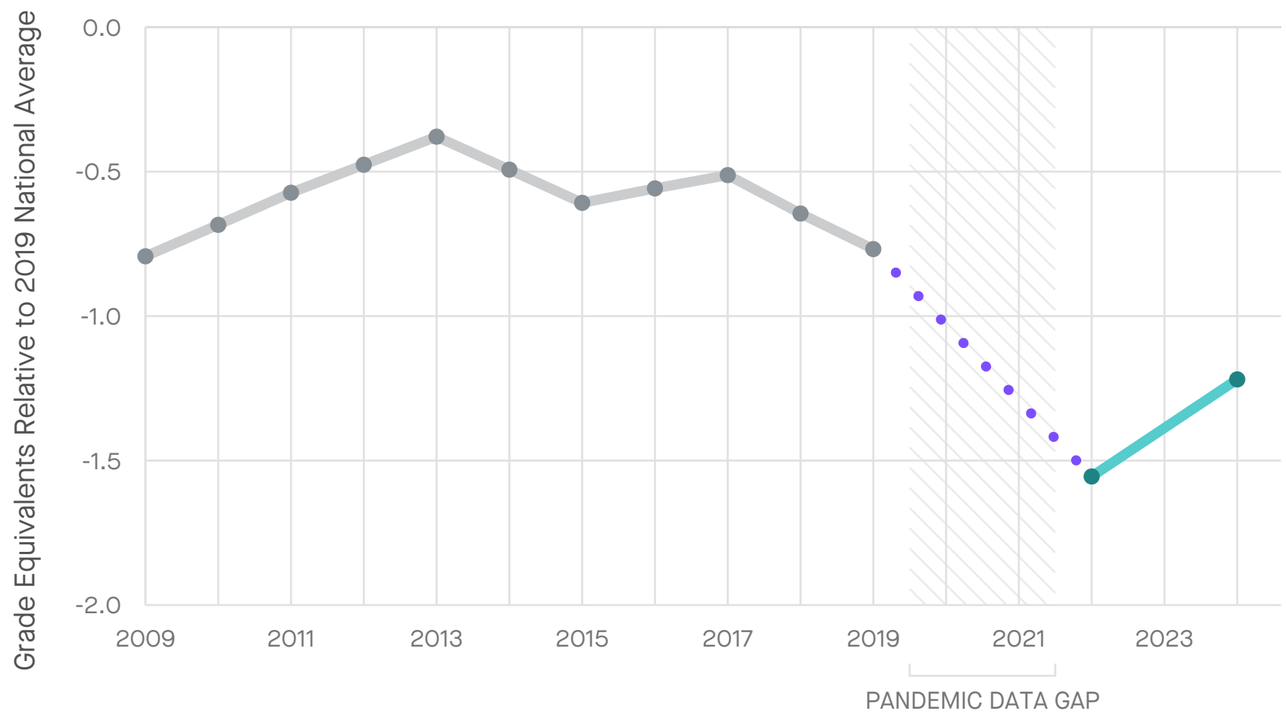

Average Math Scores and Trends in Scores
in Grade Level Equivalents Relative to the 2019 National Average

2019 Average	-0.77
2022 Average	-1.55
2024 Average	-1.22
2019-2022 Change	-0.79
2022-2024 Change	+0.34
Since 2019	-0.45

Reading Performance, Grades 3-8, 2009-2024

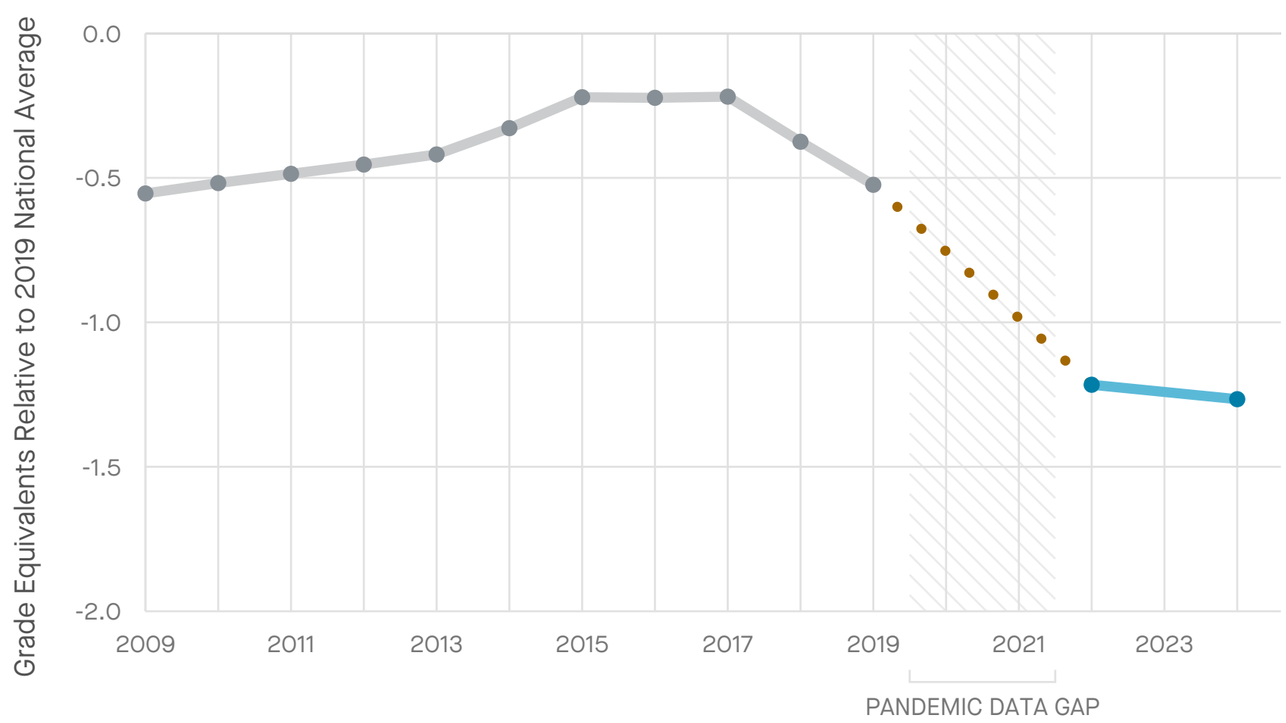

Average Reading Scores and Trends in Scores
in Grade Level Equivalents Relative to the 2019 National Average

2019 Average	-0.52
2022 Average	-1.22
2024 Average	-1.27
2019-2022 Change	-0.69
2022-2024 Change	-0.05
Since 2019	-0.74

Absenteeism, Grades 3-8, 2009-2024

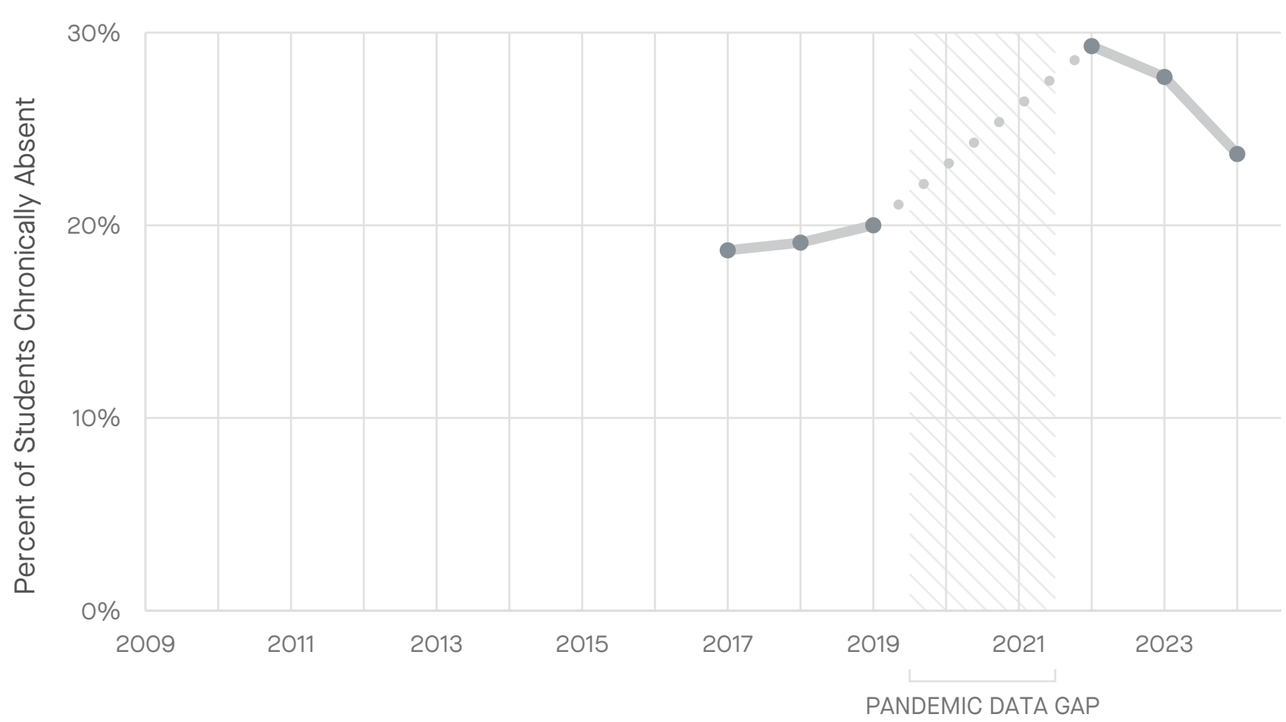

Absenteeism

2019-2023 Change	+0.08
Since 2009	N/A

Absenteeism data courtesy of Nat Malkus, American Enterprise Institute

West Virginia

Math Performance by Subgroup, Grades 3-8, 2019-2024

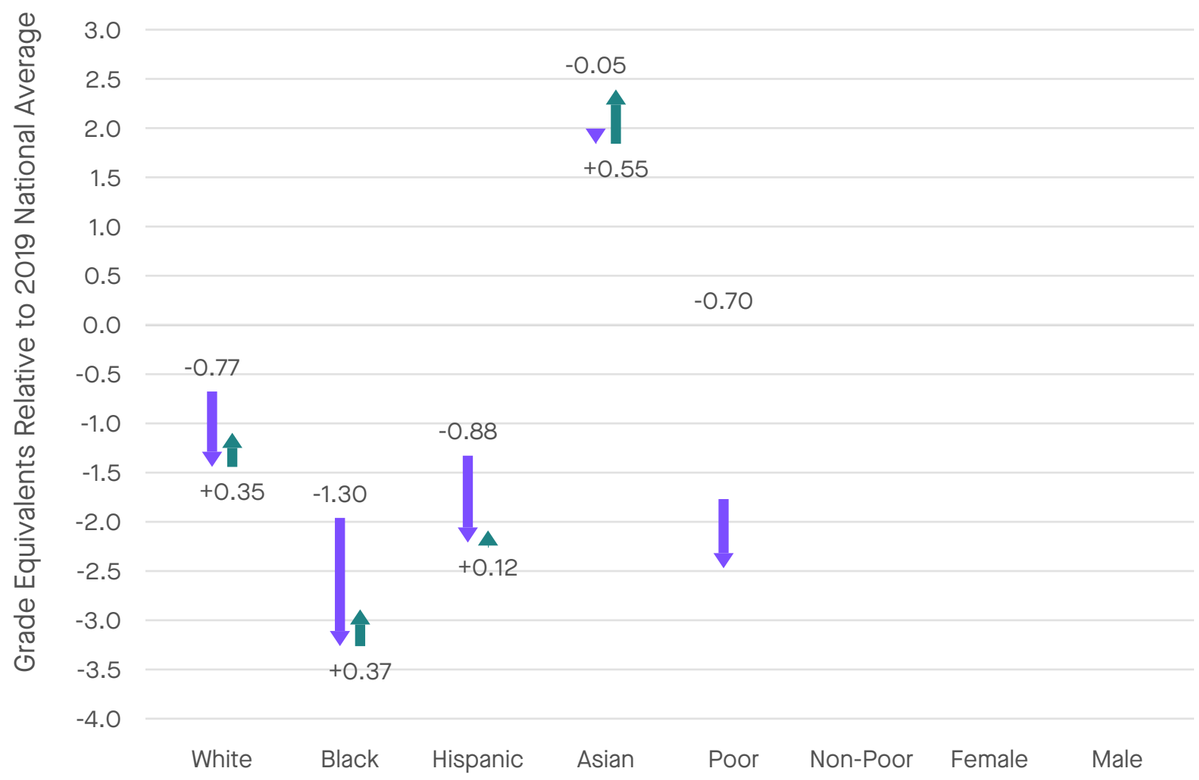

Average Math Scores and Trends in Scores

in Grade Level Equivalents Relative to the 2019 National Average

	2019 Average	2022 Average	2024 Average	2019-22 Change	2022-24 Change	2019-24 Change
White	-0.68	-1.44	-1.09	↓ -0.77	↑ 0.35	↓ -0.42
Black	-1.96	-3.26	-2.89	↓ -1.30	↑ 0.37	↓ -0.93
Hispanic	-1.33	-2.21	-2.09	↓ -0.88	↑ 0.12	↓ -0.76
Asian	1.89	1.84	2.39	↓ -0.05	↑ 0.55	↑ 0.50
Poor	-1.77	-2.47	N/A	↓ -0.70	N/A	N/A
Non-Poor	0.01	N/A	N/A	N/A	N/A	N/A
Female	N/A	N/A	N/A	N/A	N/A	N/A
Male	N/A	N/A	N/A	N/A	N/A	N/A

Reading Performance by Subgroup, Grades 3-8, 2019-2024

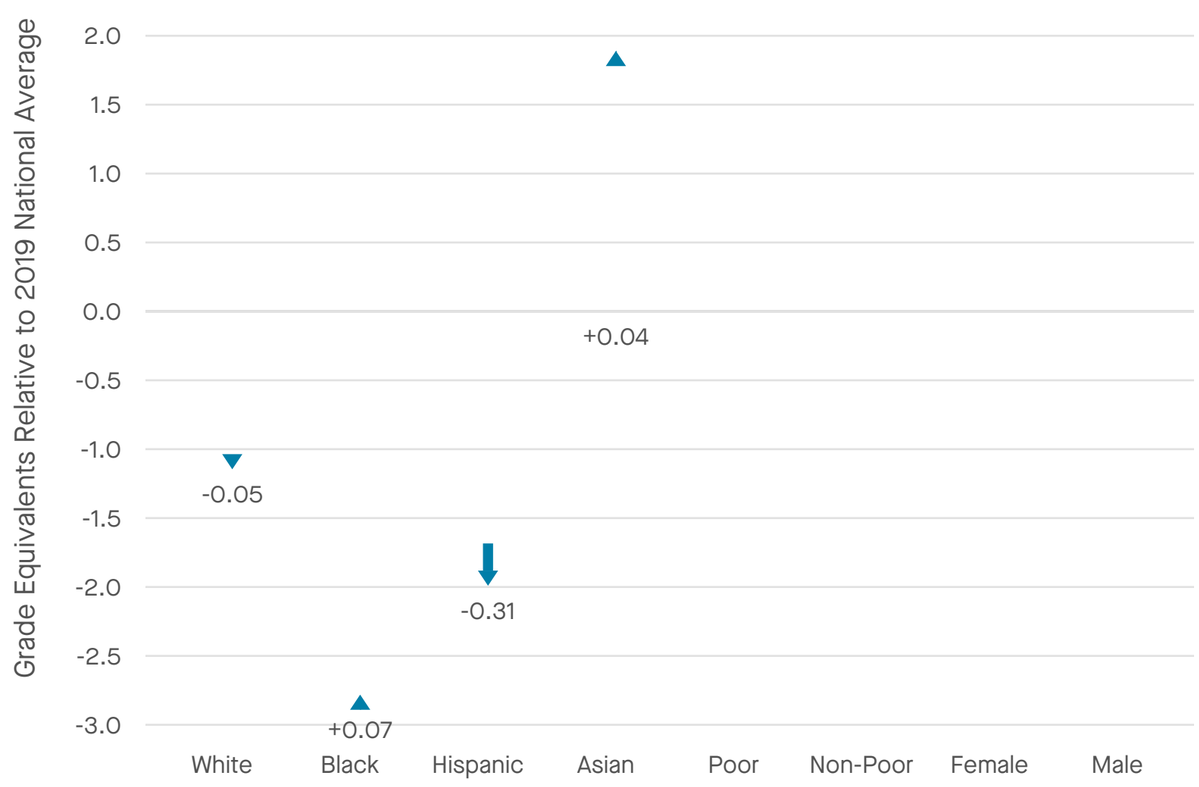

Average Reading Scores and Trends in Scores

in Grade Level Equivalents Relative to the 2019 National Average

	2019 Average	2022 Average	2024 Average	2019-22 Change	2022-24 Change	2019-24 Change
White	N/A	-1.10	-1.15	N/A	↓ -0.05	N/A
Black	N/A	-2.85	-2.78	N/A	↑ 0.07	N/A
Hispanic	N/A	-1.68	-1.99	N/A	↓ -0.31	N/A
Asian	N/A	1.85	1.89	N/A	↑ 0.04	N/A
Poor	N/A	-2.23	N/A	N/A	N/A	N/A
Non-Poor	N/A	N/A	N/A	N/A	N/A	N/A
Female	N/A	N/A	N/A	N/A	N/A	N/A
Male	N/A	N/A	N/A	N/A	N/A	N/A

Change in Math Achievement 2019−2022
by Percent FRPL in West Virginia Districts

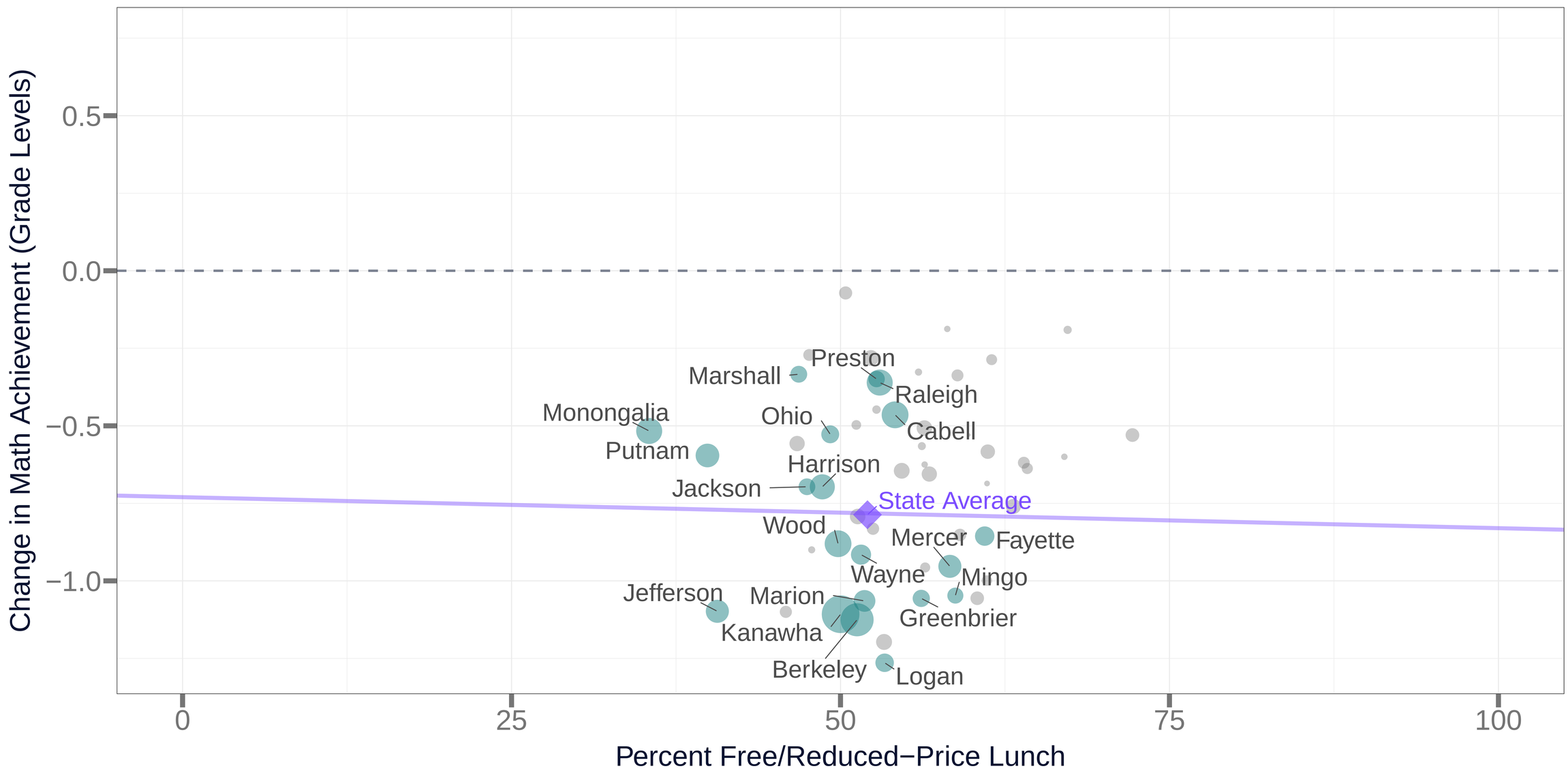

Source: Education Recovery Scorecard, by Harvard CEPR and Stanford SEDA. For details on the methodology see https://edopportunity.org/methods.

Change in Math Achievement 2022−2024
by Percent FRPL in West Virginia Districts

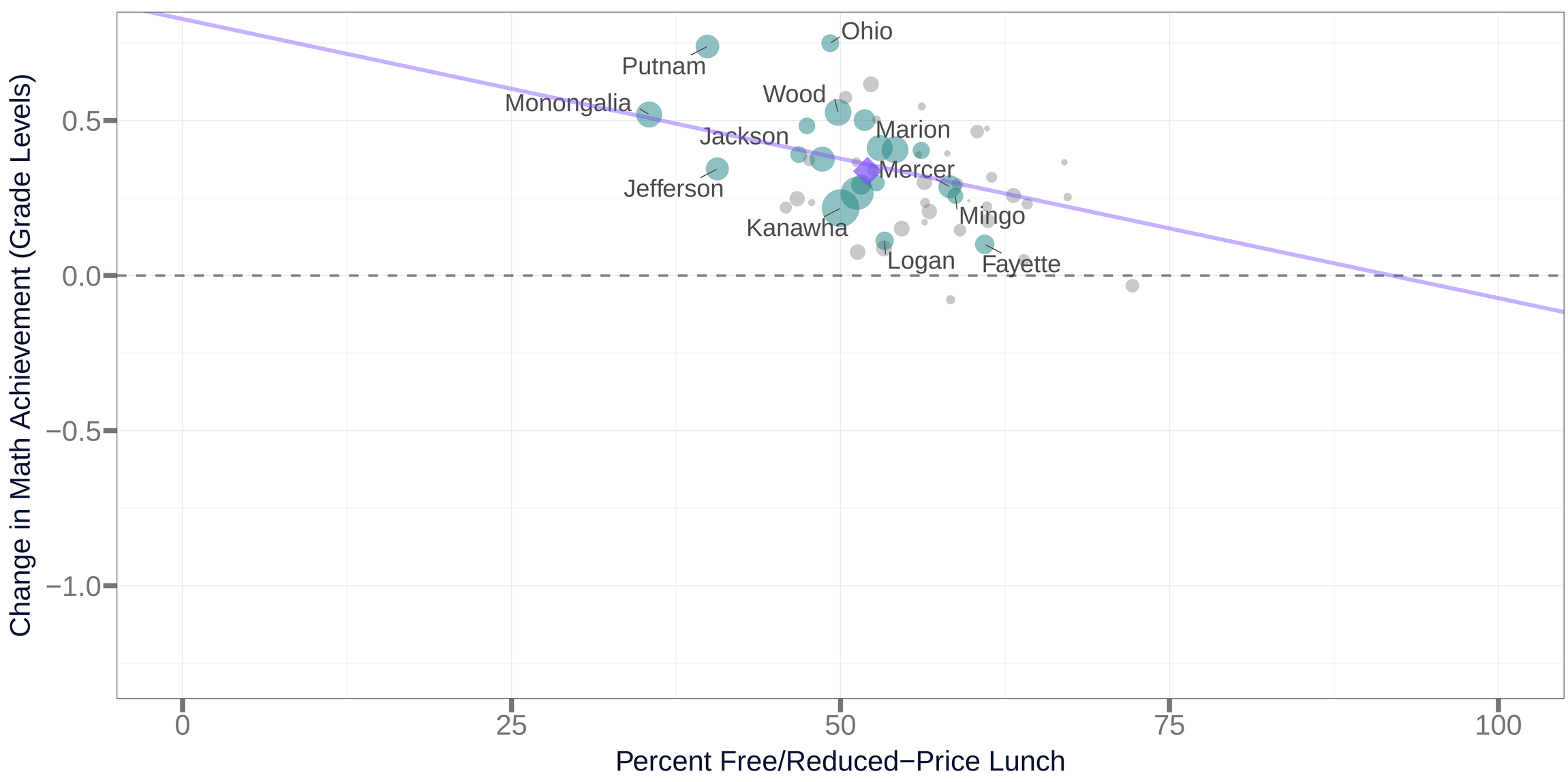

Source: Education Recovery Scorecard, by Harvard CEPR and Stanford SEDA. For details on the methodology see https://edopportunity.org/methods.

Change in Math Achievement 2019−2024
by Percent FRPL in West Virginia Districts

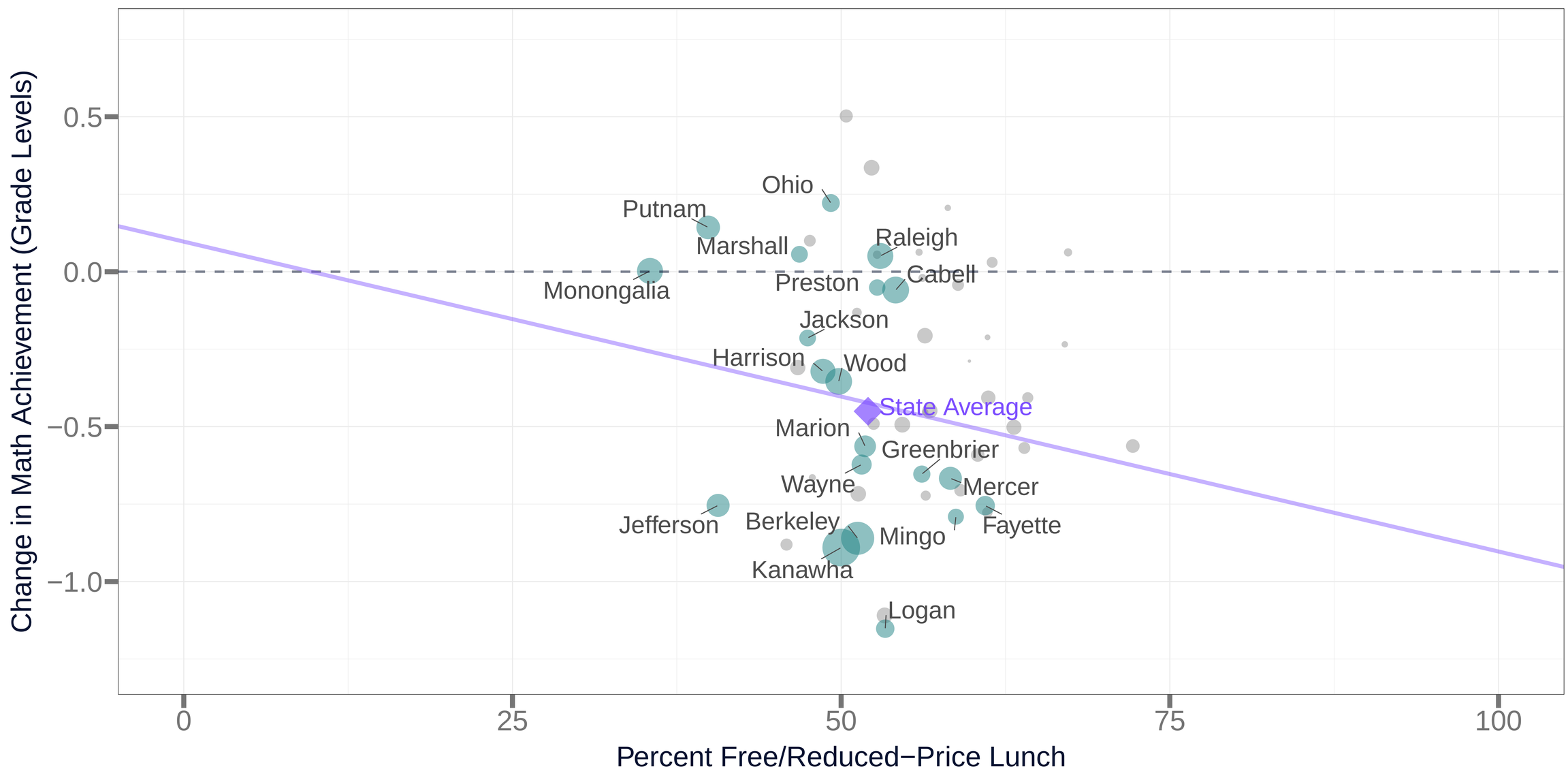

Source: Education Recovery Scorecard, by Harvard CEPR and Stanford SEDA. For details on the methodology see https://edopportunity.org/methods.

Change in Math Achievement
by Percent FRPL in West Virginia Districts

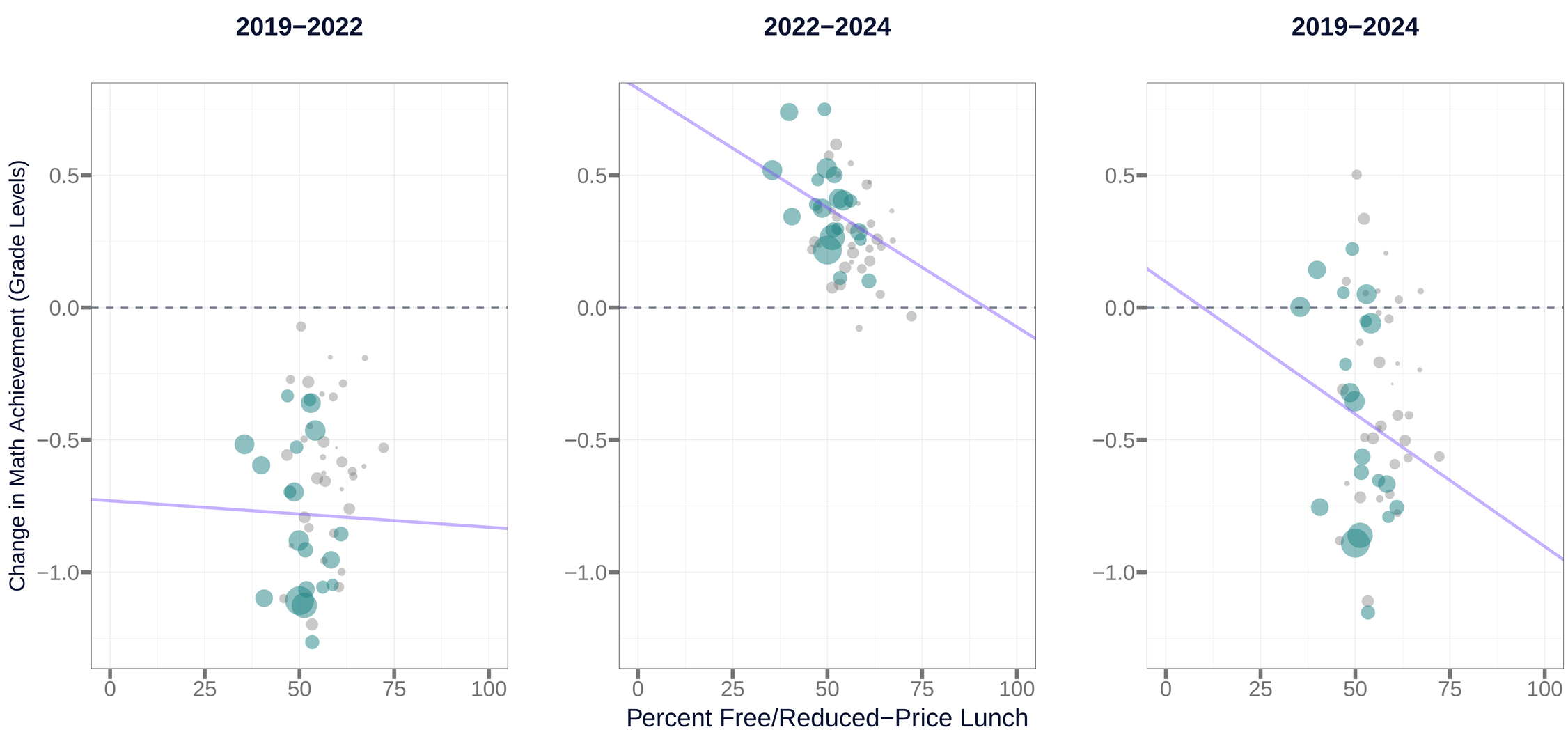

Source: Education Recovery Scorecard, by Harvard CEPR and Stanford SEDA. For details on the methodology see https://edopportunity.org/methods.

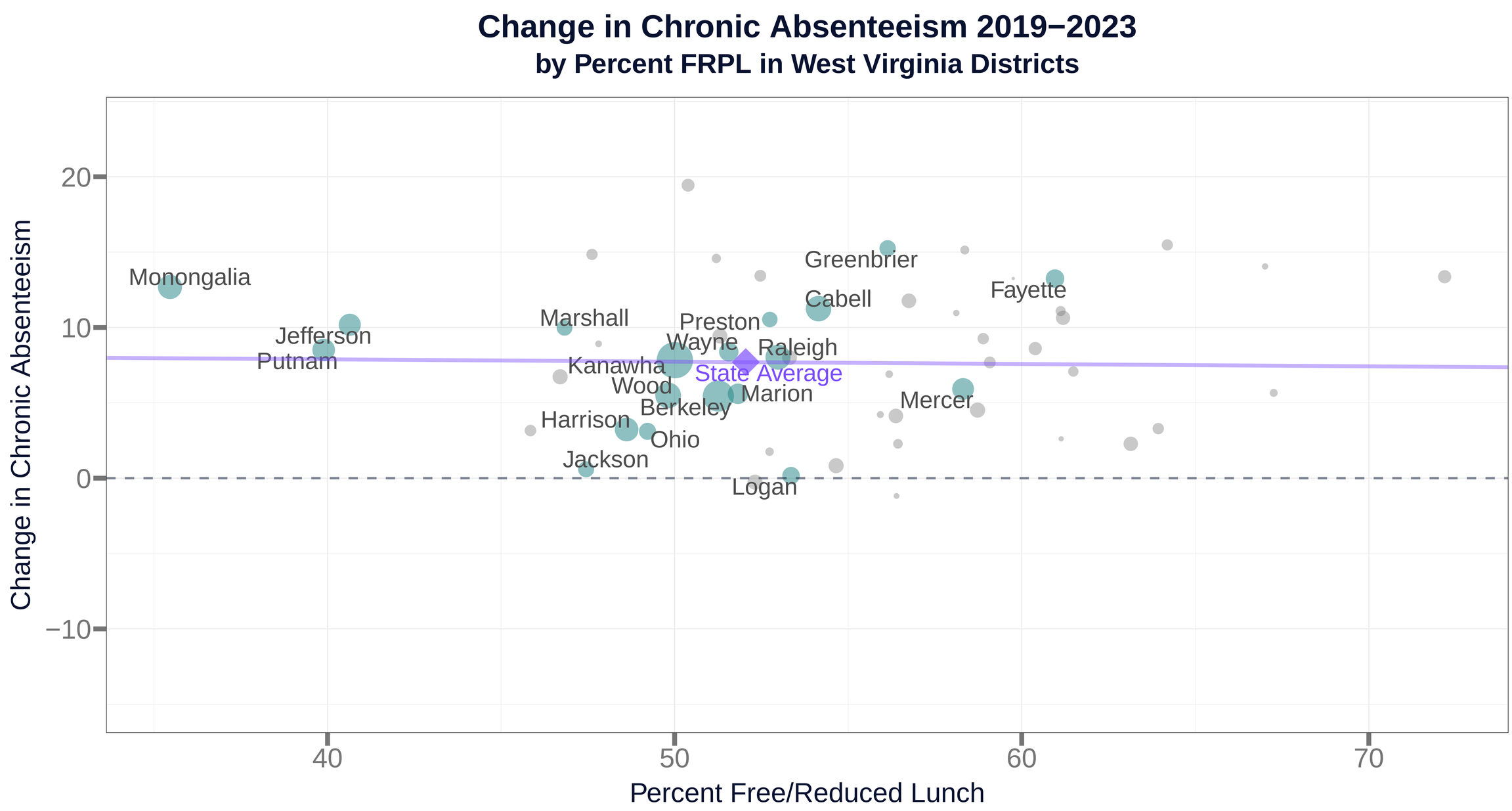

Source: Education Recovery Scorecard, by Harvard CEPR and Stanford SEDA. For details on the methodology see https://edopportunity.org/methods.