Covington City Public School District, VA

Math Performance, Grades 3-8, 2009-2024

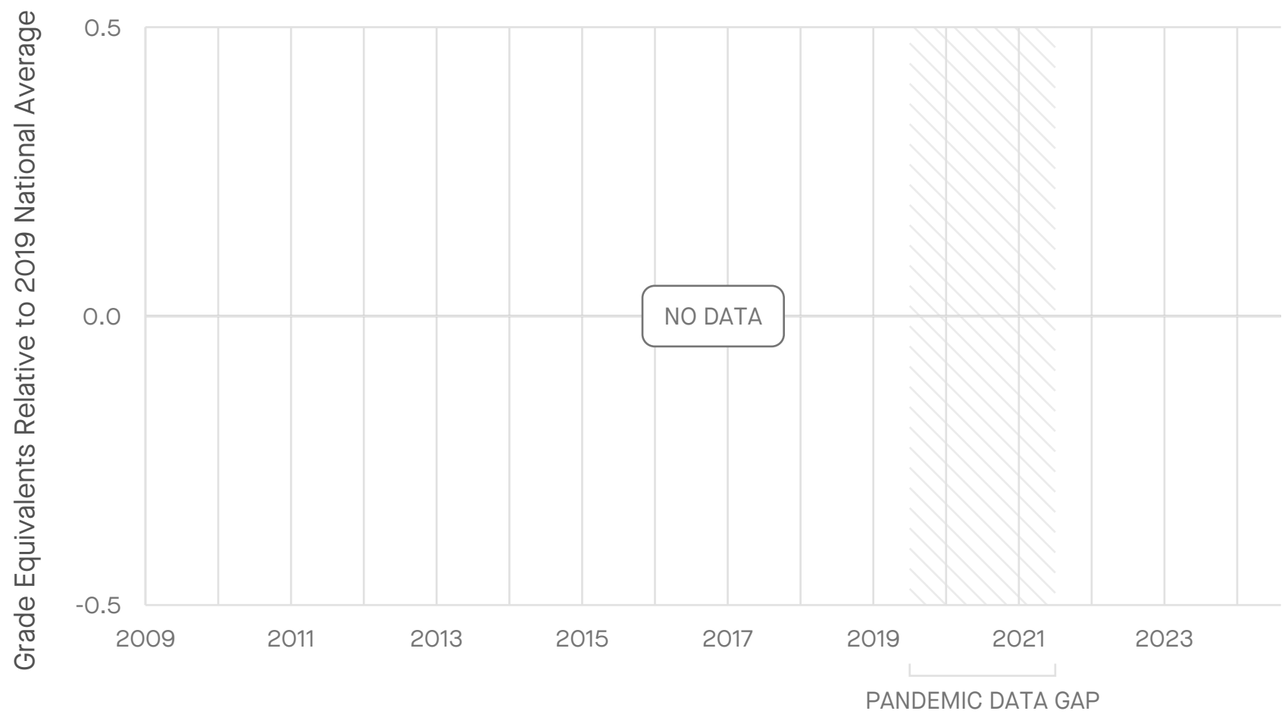

Average Math Scores and Trends in Scores
in Grade Level Equivalents Relative to the 2019 National Average

2019 Average	N/A
2022 Average	N/A
2024 Average	N/A
2019-2022 Change	N/A
2022-2024 Change	N/A
Since 2019	N/A

Reading Performance, Grades 3-8, 2009-2024

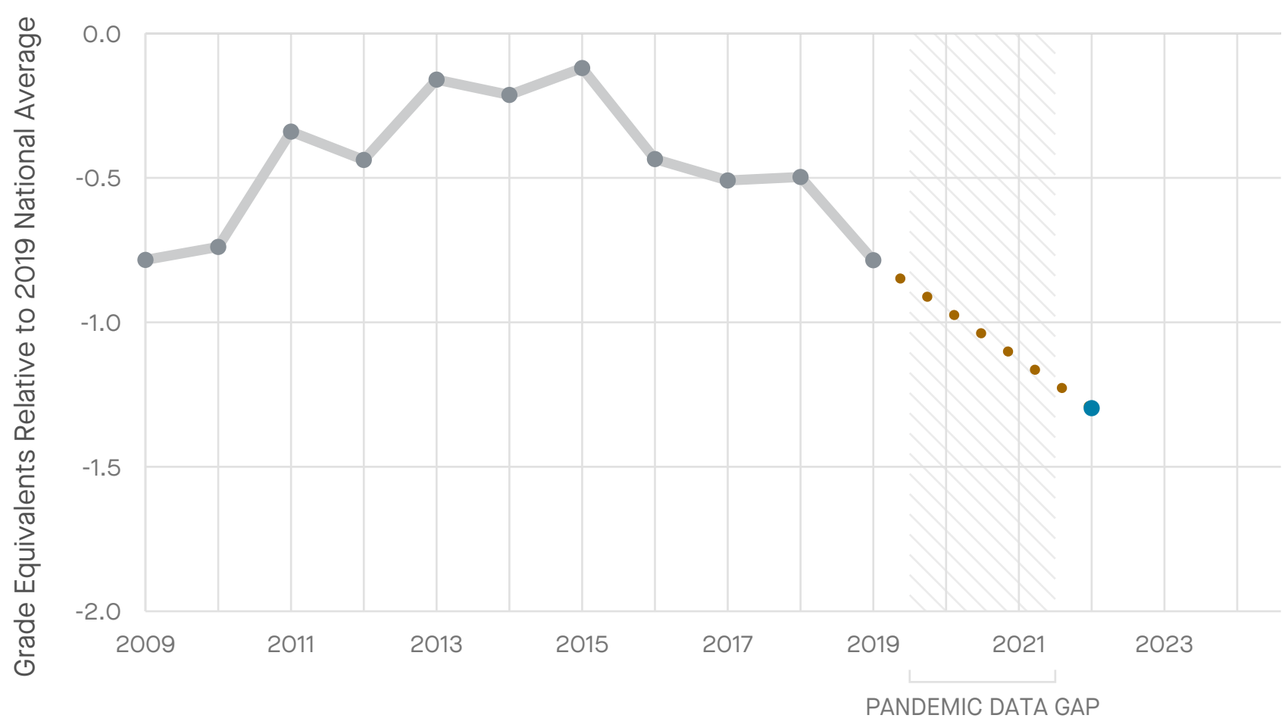

Average Reading Scores and Trends in Scores
in Grade Level Equivalents Relative to the 2019 National Average

2019 Average	-0.79
2022 Average	-1.30
2024 Average	N/A
2019-2022 Change	-0.51
2022-2024 Change	N/A
Since 2019	N/A

Absenteeism, Grades 3-8, 2009-2024

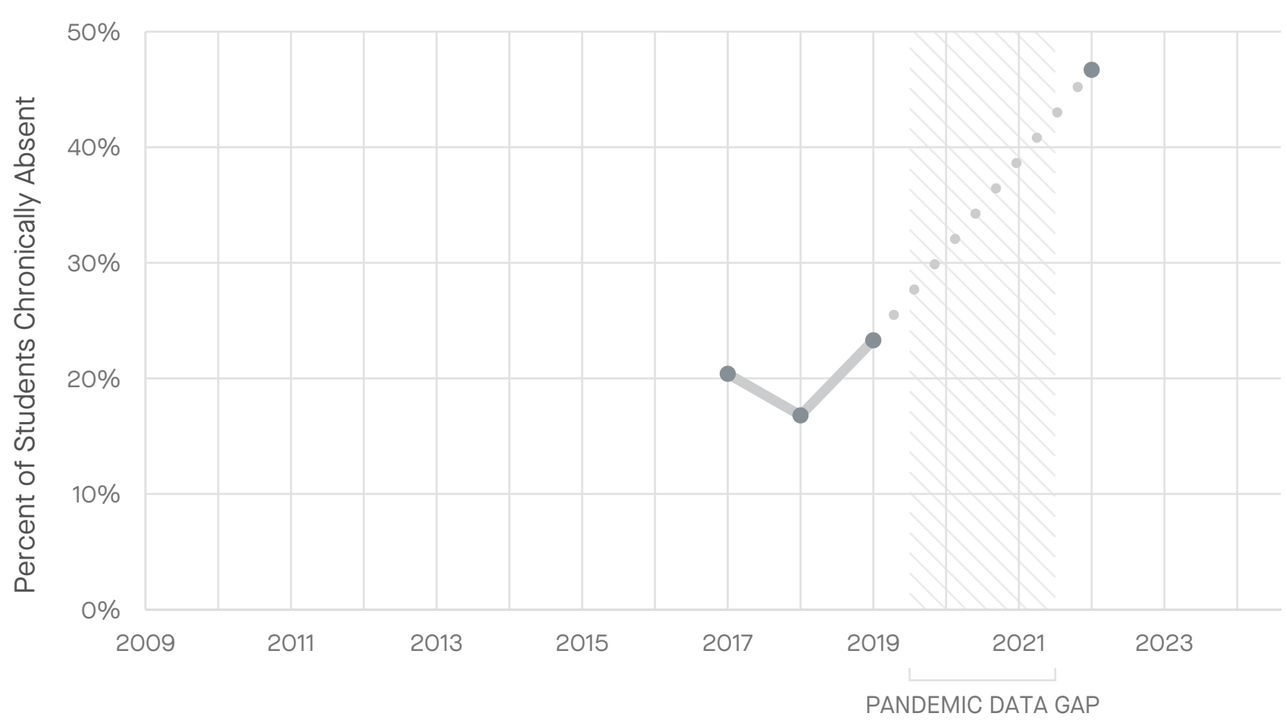

Absenteeism

2019-2023 Change	+0.23
Since 2009	N/A

Absenteeism data courtesy of Nat Malkus, American Enterprise Institute

Covington City Public School District, VA

Math Performance in Covington City Public School District vs. Virginia and Similar Districts, Grades 3-8, 2019-2024

Average Math Scores and Trends in Scores

in Grade Level Equivalents Relative to the 2019 National Average

	2019 Average	2022 Average	2024 Average	2019-22 Change	2022-24 Change	2019-24 Change
Covington City Public School District, VA	N/A	N/A	N/A	N/A	N/A	N/A
Virginia	N/A	N/A	N/A	N/A	N/A	N/A
Similar Districts* in Virginia	N/A	N/A	N/A	N/A	N/A	N/A

*Comparison districts are the nearest matches within the same state based on socioeconomic status, demographics, and size.

Reading Performance in Covington City Public School District vs. Virginia and Similar Districts, Grades 3-8, 2019-2024

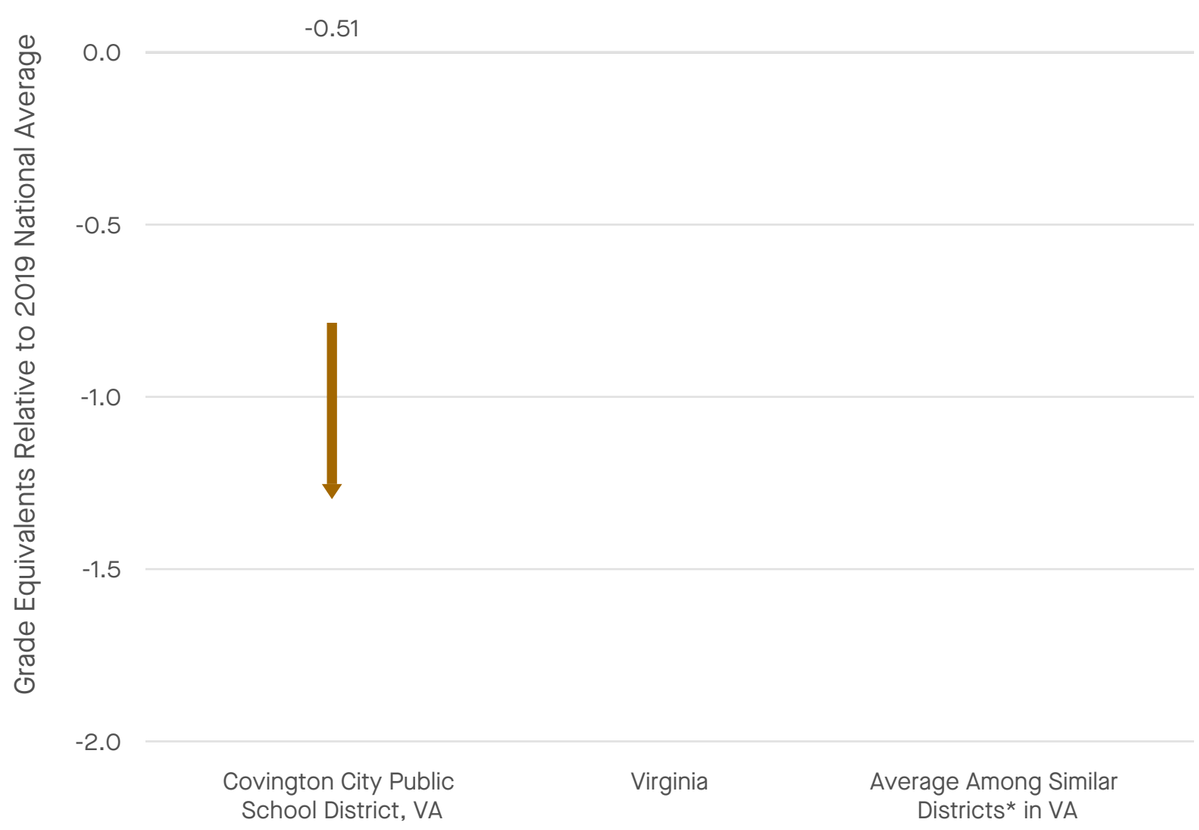

Average Reading Scores and Trends in Scores

in Grade Level Equivalents Relative to the 2019 National Average

	2019 Average	2022 Average	2024 Average	2019-22 Change	2022-24 Change	2019-24 Change
Covington City Public School District, VA	-0.79	-1.30	N/A	↓ -0.51	N/A	N/A
Virginia	N/A	N/A	N/A	N/A	N/A	N/A
Similar Districts* in Virginia	N/A	N/A	N/A	N/A	N/A	N/A

*Comparison districts are the nearest matches within the same state based on socioeconomic status, demographics, and size.

Covington City Public School District, VA

Math Performance by Subgroup, Grades 3-8, 2019-2024

Average Math Scores and Trends in Scores

in Grade Level Equivalents Relative to the 2019 National Average

	2019 Average	2022 Average	2024 Average	2019-22 Change	2022-24 Change	2019-24 Change
White	N/A	N/A	N/A	N/A	N/A	N/A
Black	N/A	N/A	N/A	N/A	N/A	N/A
Hispanic	N/A	N/A	N/A	N/A	N/A	N/A
Asian	N/A	N/A	N/A	N/A	N/A	N/A
Poor	N/A	N/A	N/A	N/A	N/A	N/A
Non-Poor	N/A	N/A	N/A	N/A	N/A	N/A
Female	N/A	N/A	N/A	N/A	N/A	N/A
Male	N/A	N/A	N/A	N/A	N/A	N/A

Reading Performance by Subgroup, Grades 3-8, 2019-2024

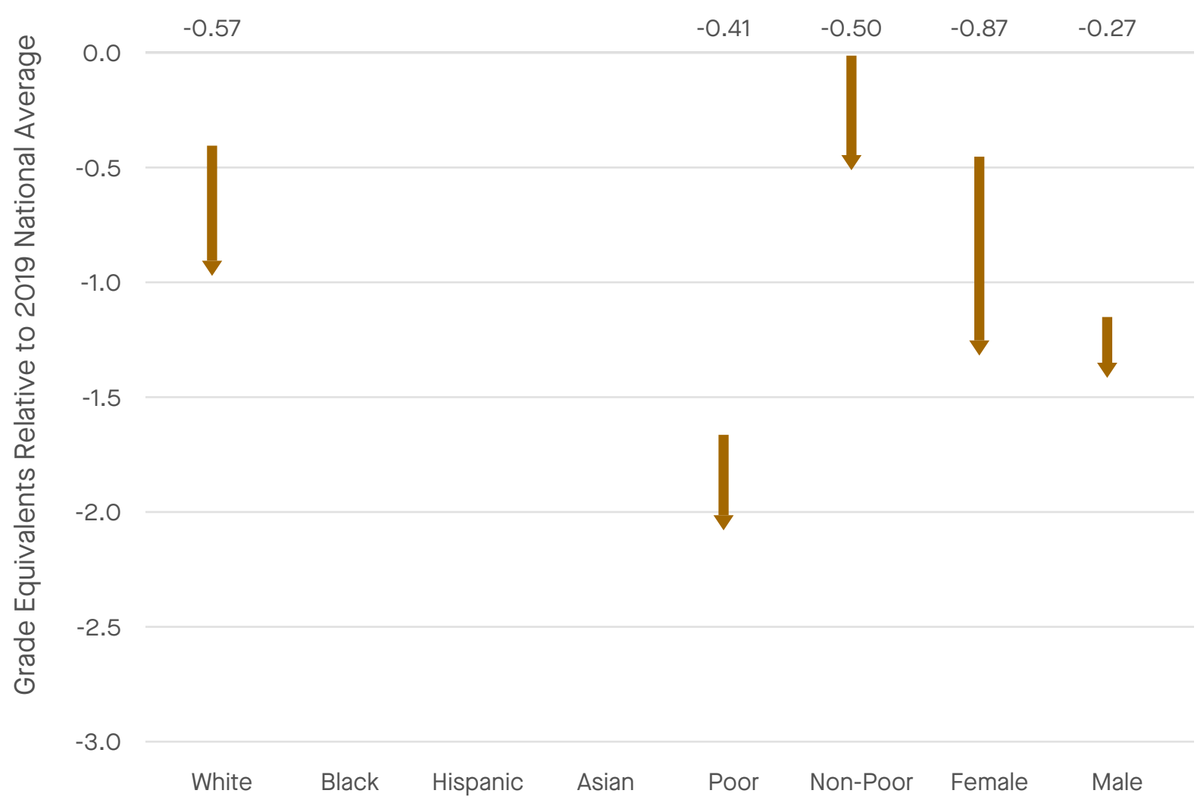

Average Reading Scores and Trends in Scores

in Grade Level Equivalents Relative to the 2019 National Average

	2019 Average	2022 Average	2024 Average	2019-22 Change	2022-24 Change	2019-24 Change
White	-0.41	-0.97	N/A	↓ -0.57	N/A	N/A
Black	N/A	N/A	N/A	N/A	N/A	N/A
Hispanic	N/A	N/A	N/A	N/A	N/A	N/A
Asian	N/A	N/A	N/A	N/A	N/A	N/A
Poor	-1.66	-2.08	N/A	↓ -0.41	N/A	N/A
Non-Poor	-0.01	-0.51	N/A	↓ -0.50	N/A	N/A
Female	-0.45	-1.32	N/A	↓ -0.87	N/A	N/A
Male	-1.15	-1.42	N/A	↓ -0.27	N/A	N/A

Covington City Public School District, VA

Change in Math Performance in Virginia Districts vs. Percent Free/Reduced-Price Lunch, Grades 3-8, 2019-2024

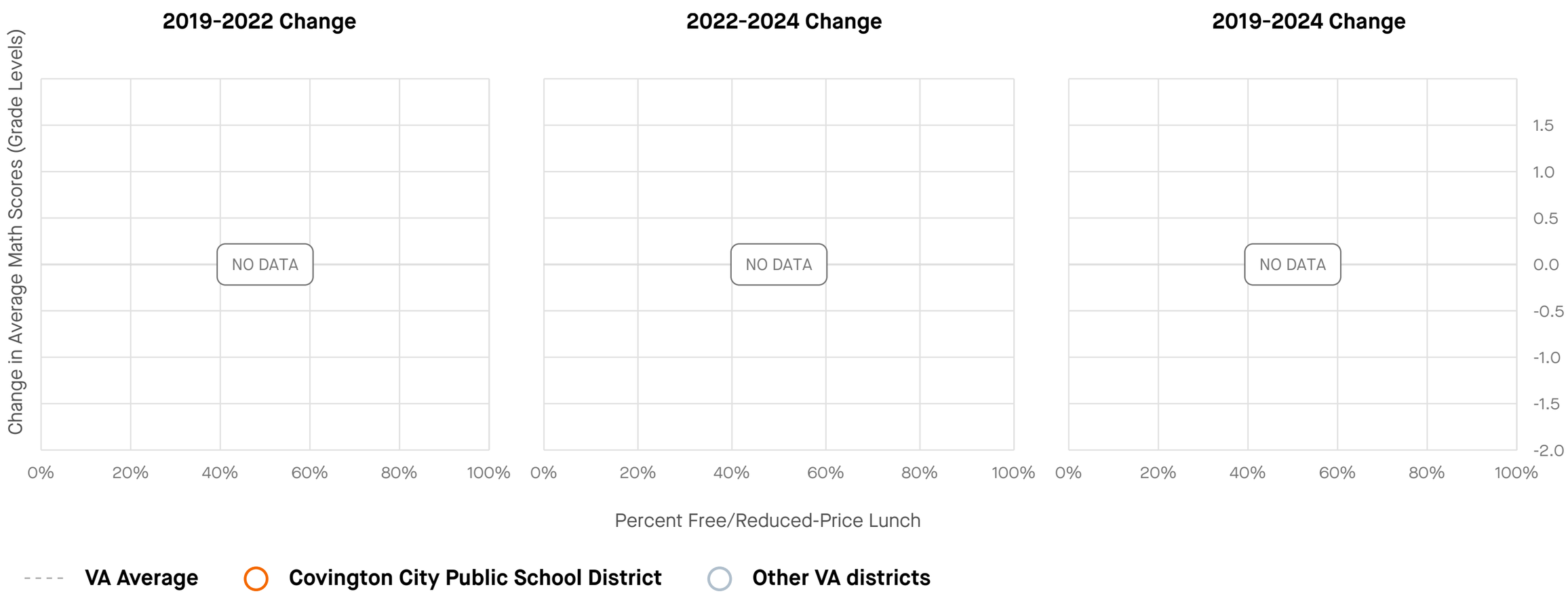

Change in Reading Performance in Virginia Districts vs. Percent Free/Reduced-Price Lunch, Grades 3-8, 2019-2024

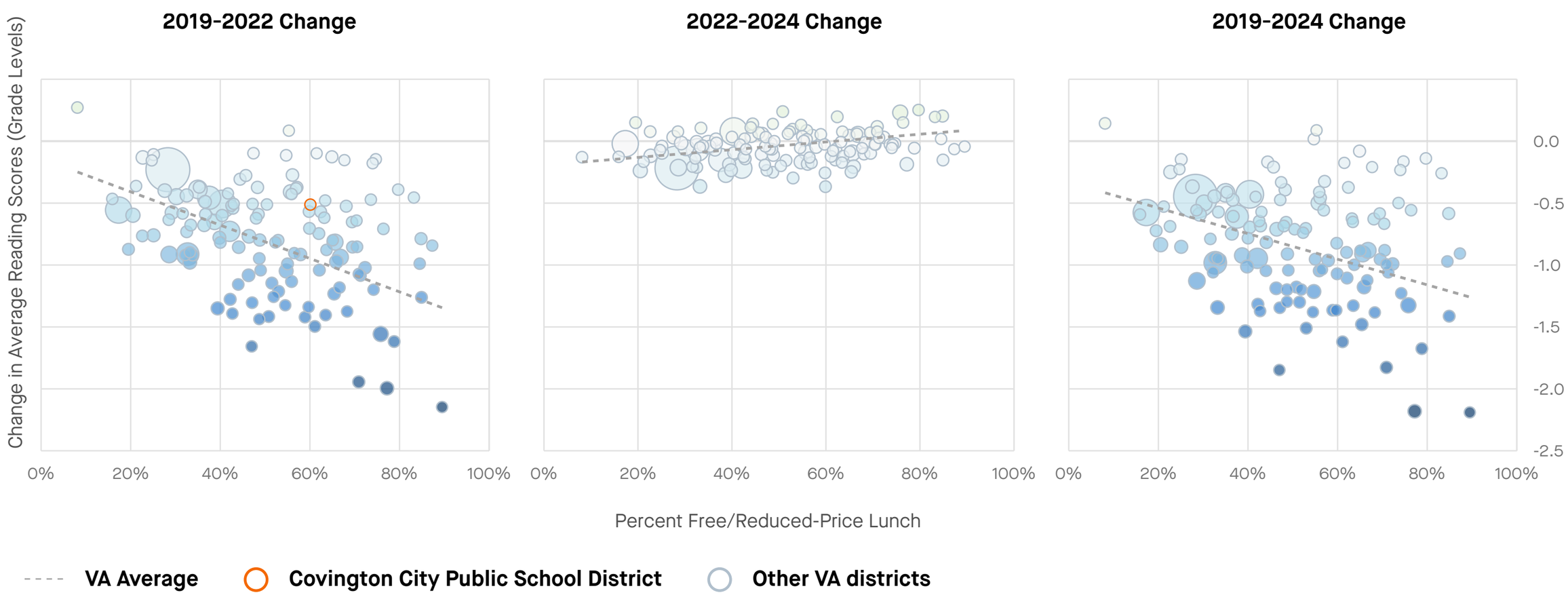

Virginia

Math Performance, Grades 3-8, 2009-2024

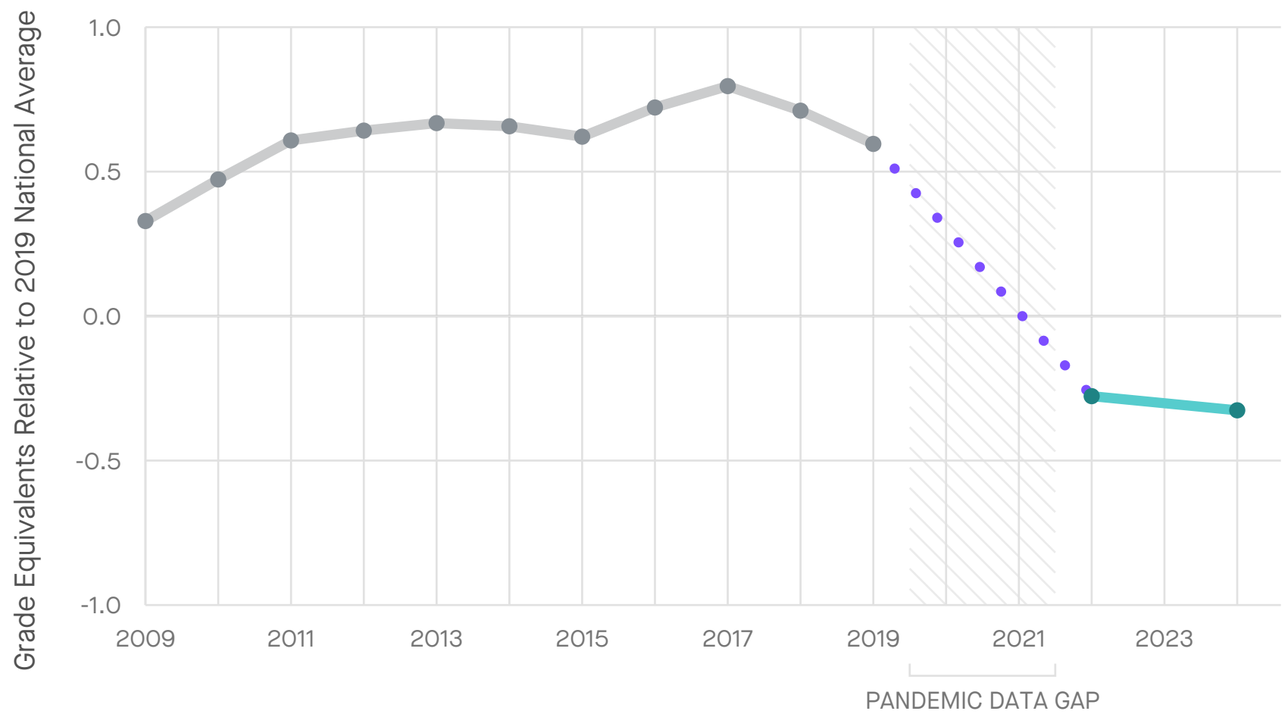

Average Math Scores and Trends in Scores
in Grade Level Equivalents Relative to the 2019 National Average

2019 Average	0.60
2022 Average	-0.28
2024 Average	-0.33
2019-2022 Change	-0.87
2022-2024 Change	-0.05
Since 2019	-0.92

Reading Performance, Grades 3-8, 2009-2024

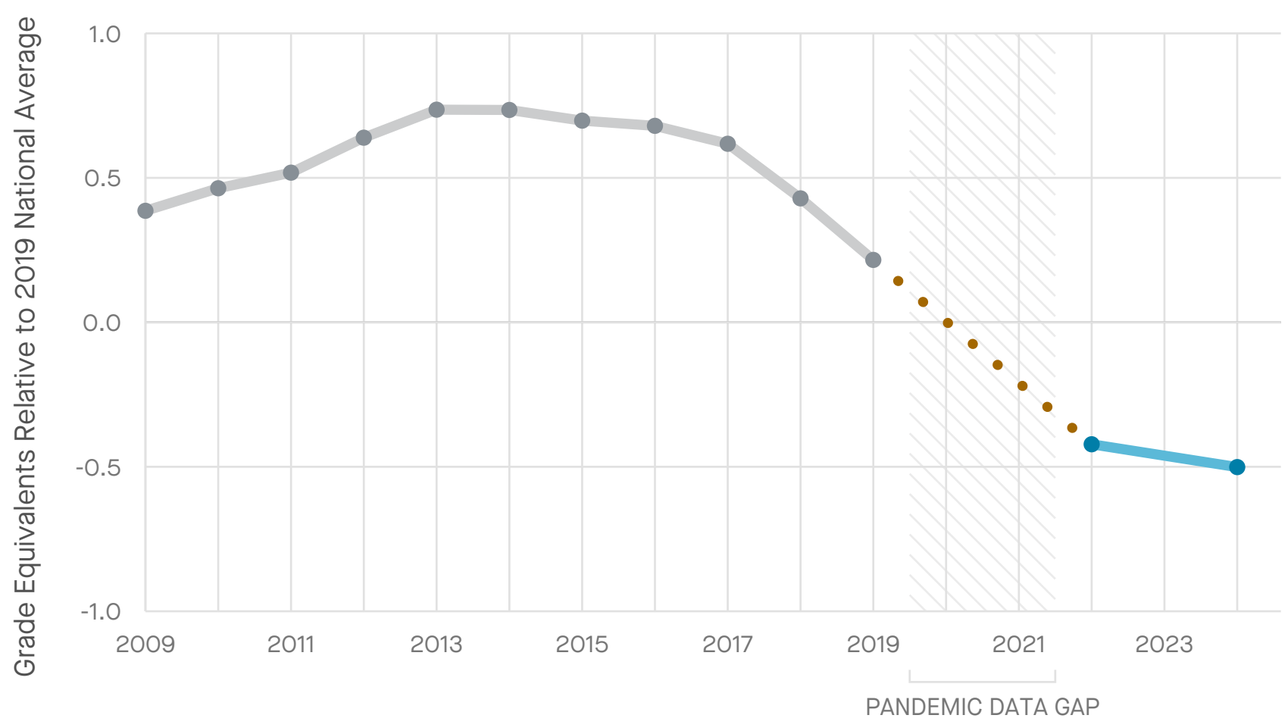

Average Reading Scores and Trends in Scores
in Grade Level Equivalents Relative to the 2019 National Average

2019 Average	0.22
2022 Average	-0.42
2024 Average	-0.50
2019-2022 Change	-0.64
2022-2024 Change	-0.08
Since 2019	-0.72

Absenteeism, Grades 3-8, 2009-2024

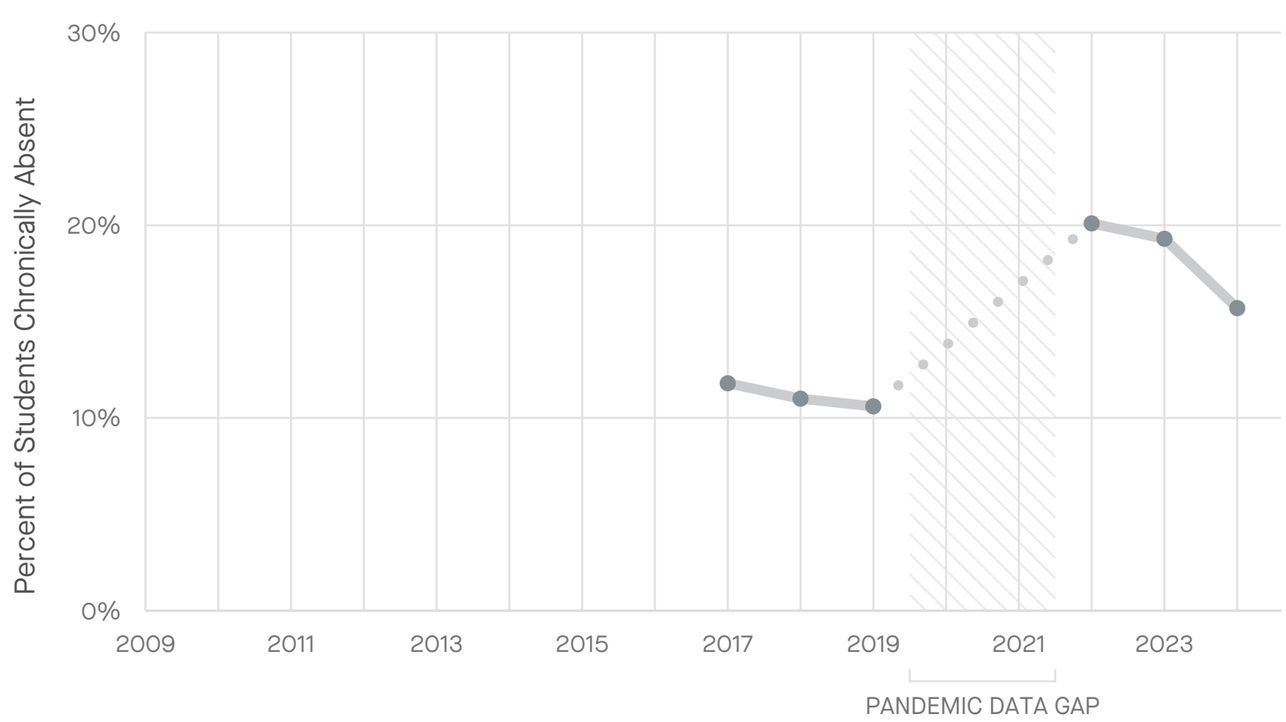

Absenteeism

2019-2023 Change	+0.09
Since 2009	N/A

Absenteeism data courtesy of Nat Malkus, American Enterprise Institute

Virginia

Math Performance by Subgroup, Grades 3-8, 2019-2024

Average Math Scores and Trends in Scores

in Grade Level Equivalents Relative to the 2019 National Average

	2019 Average	2022 Average	2024 Average	2019-22 Change	2022-24 Change	2019-24 Change
White	N/A	N/A	N/A	N/A	N/A	N/A
Black	N/A	N/A	N/A	N/A	N/A	N/A
Hispanic	N/A	N/A	N/A	N/A	N/A	N/A
Asian	N/A	N/A	N/A	N/A	N/A	N/A
Poor	N/A	N/A	N/A	N/A	N/A	N/A
Non-Poor	N/A	N/A	N/A	N/A	N/A	N/A
Female	N/A	N/A	N/A	N/A	N/A	N/A
Male	N/A	N/A	N/A	N/A	N/A	N/A

Reading Performance by Subgroup, Grades 3-8, 2019-2024

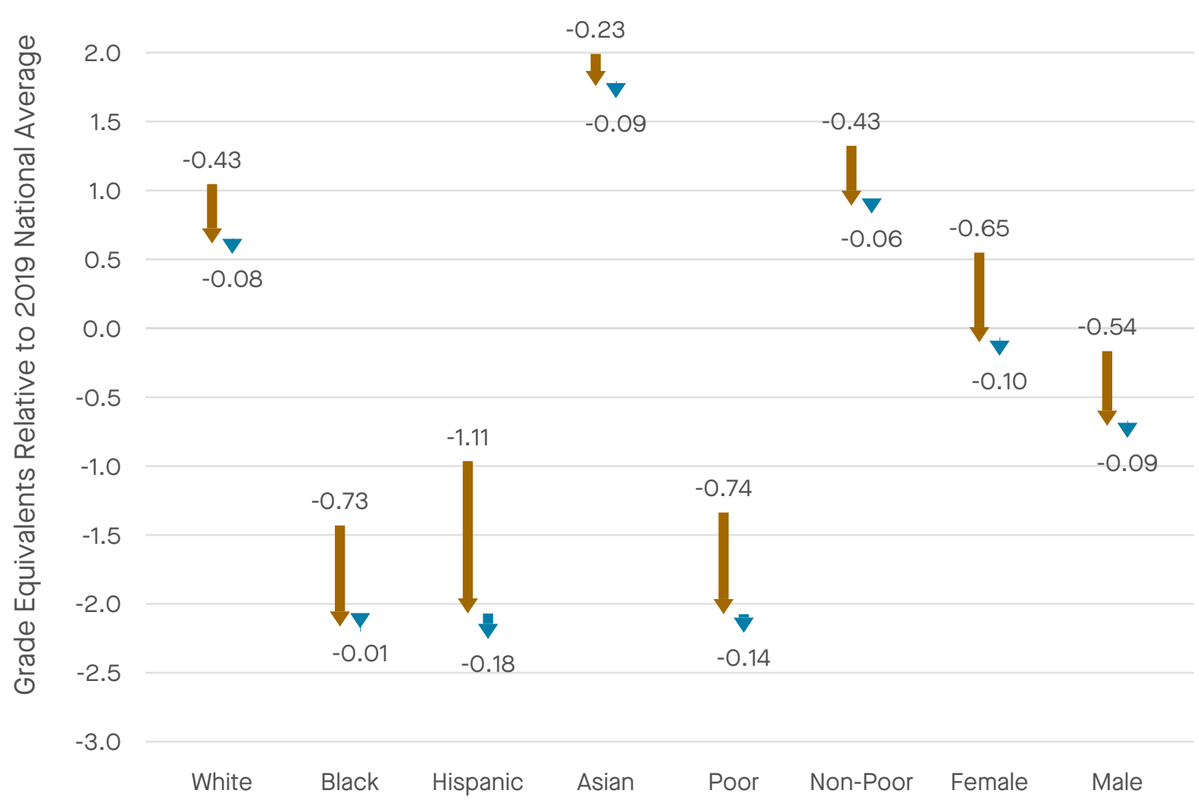

Average Reading Scores and Trends in Scores

in Grade Level Equivalents Relative to the 2019 National Average

	2019 Average	2022 Average	2024 Average	2019-22 Change	2022-24 Change	2019-24 Change
White	1.05	0.61	0.54	-0.43	-0.08	-0.51
Black	-1.43	-2.17	-2.18	-0.73	-0.01	-0.75
Hispanic	-0.96	-2.07	-2.25	-1.11	-0.18	-1.29
Asian	1.99	1.76	1.67	-0.23	-0.09	-0.32
Poor	-1.34	-2.08	-2.21	-0.74	-0.14	-0.87
Non-Poor	1.32	0.89	0.83	-0.43	-0.06	-0.49
Female	0.55	-0.10	-0.20	-0.65	-0.10	-0.75
Male	-0.17	-0.71	-0.80	-0.54	-0.09	-0.63

Change in Reading Achievement 2019−2022
by Percent FRPL in Virginia Districts

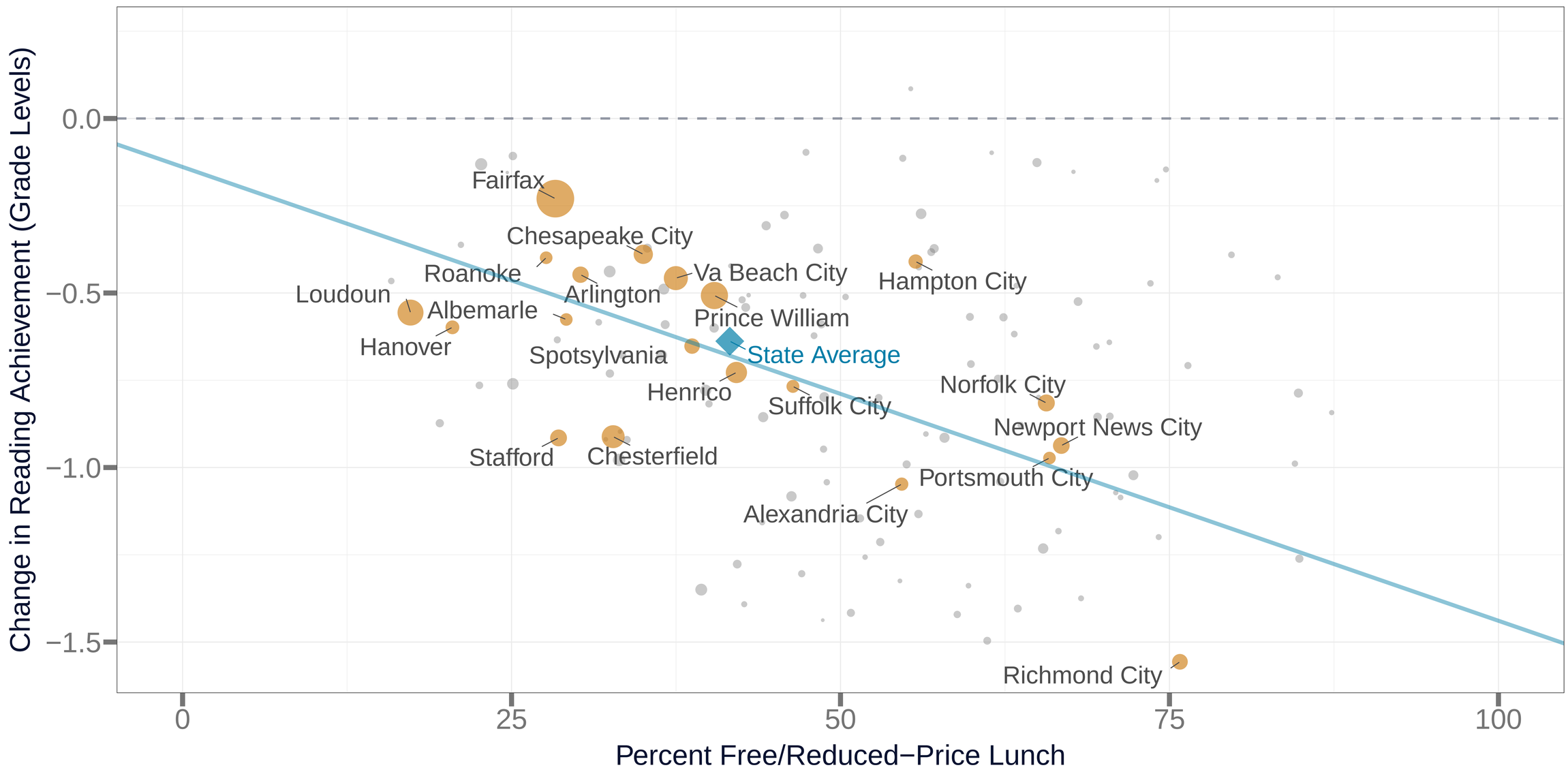

Source: Education Recovery Scorecard, by Harvard CEPR and Stanford SEDA. For details on the methodology see https://edopportunity.org/methods.

Change in Reading Achievement 2022−2024
by Percent FRPL in Virginia Districts

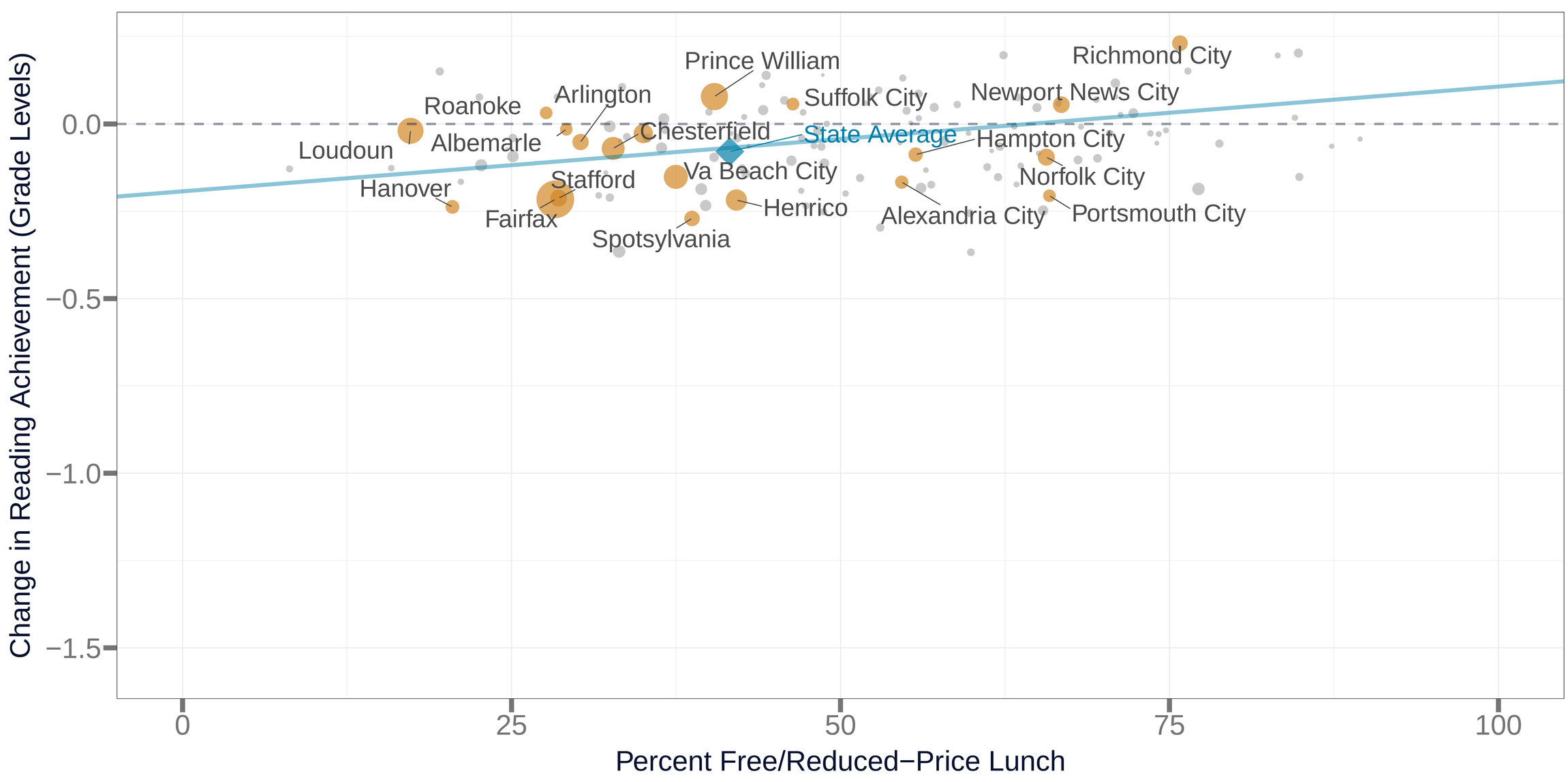

Source: Education Recovery Scorecard, by Harvard CEPR and Stanford SEDA. For details on the methodology see https://edopportunity.org/methods.

Change in Reading Achievement 2019−2024
by Percent FRPL in Virginia Districts

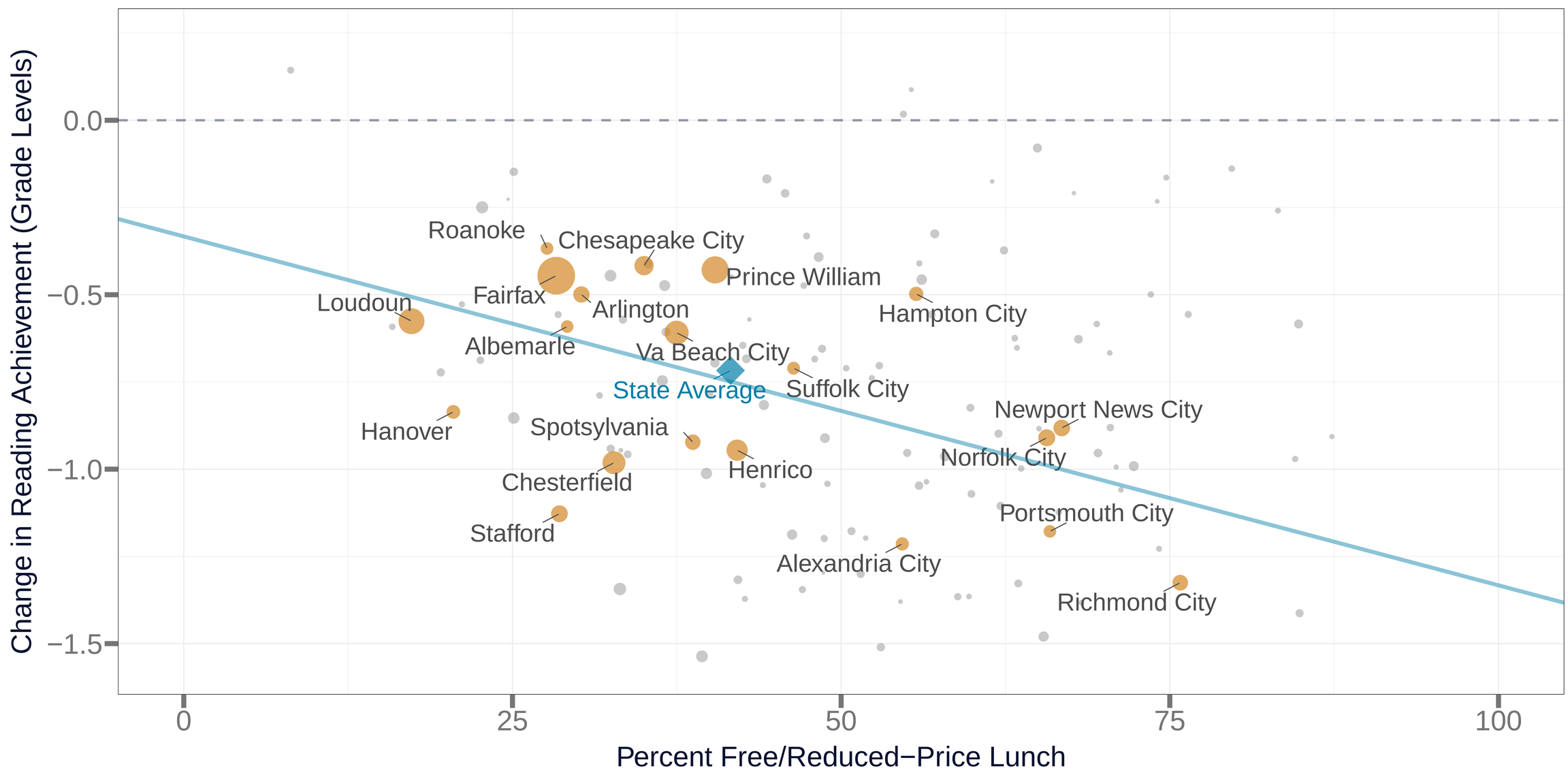

Source: Education Recovery Scorecard, by Harvard CEPR and Stanford SEDA. For details on the methodology see https://edopportunity.org/methods.

Change in Reading Achievement
by Percent FRPL in Virginia Districts

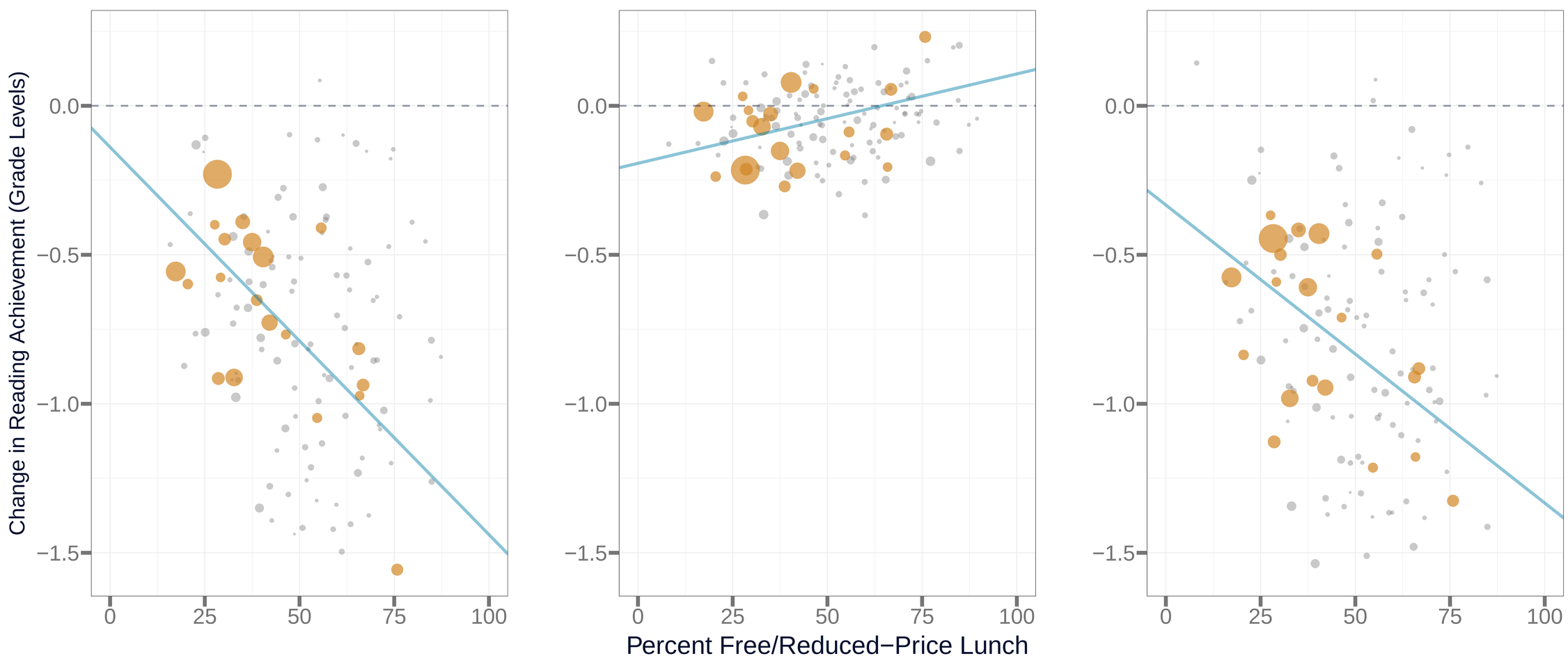

Source: Education Recovery Scorecard, by Harvard CEPR and Stanford SEDA. For details on the methodology see https://edopportunity.org/methods.

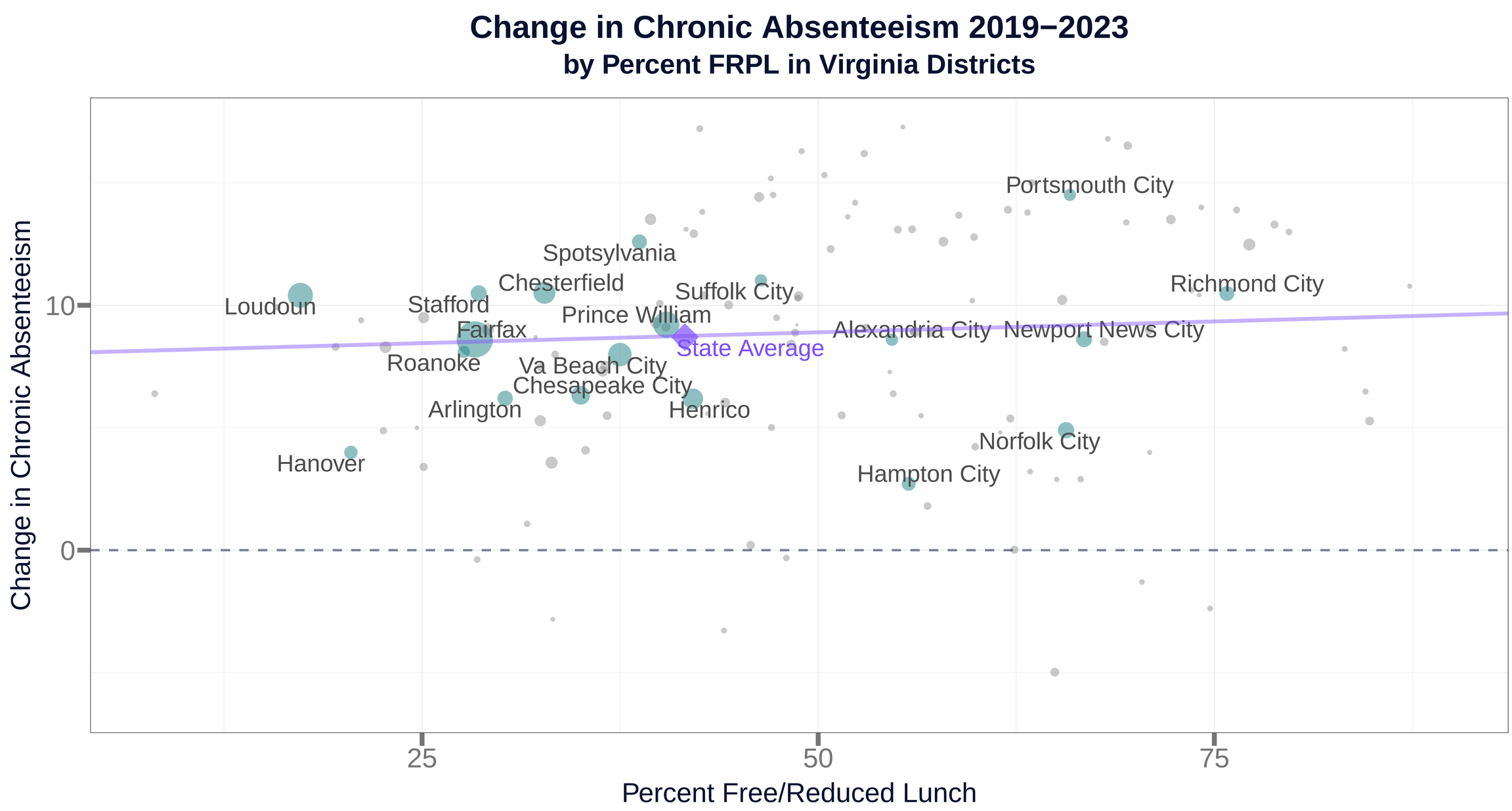

Source: Education Recovery Scorecard, by Harvard CEPR and Stanford SEDA. For details on the methodology see https://edopportunity.org/methods.