Westside Consolidated School District, AR

Math Performance, Grades 3-8, 2009-2024

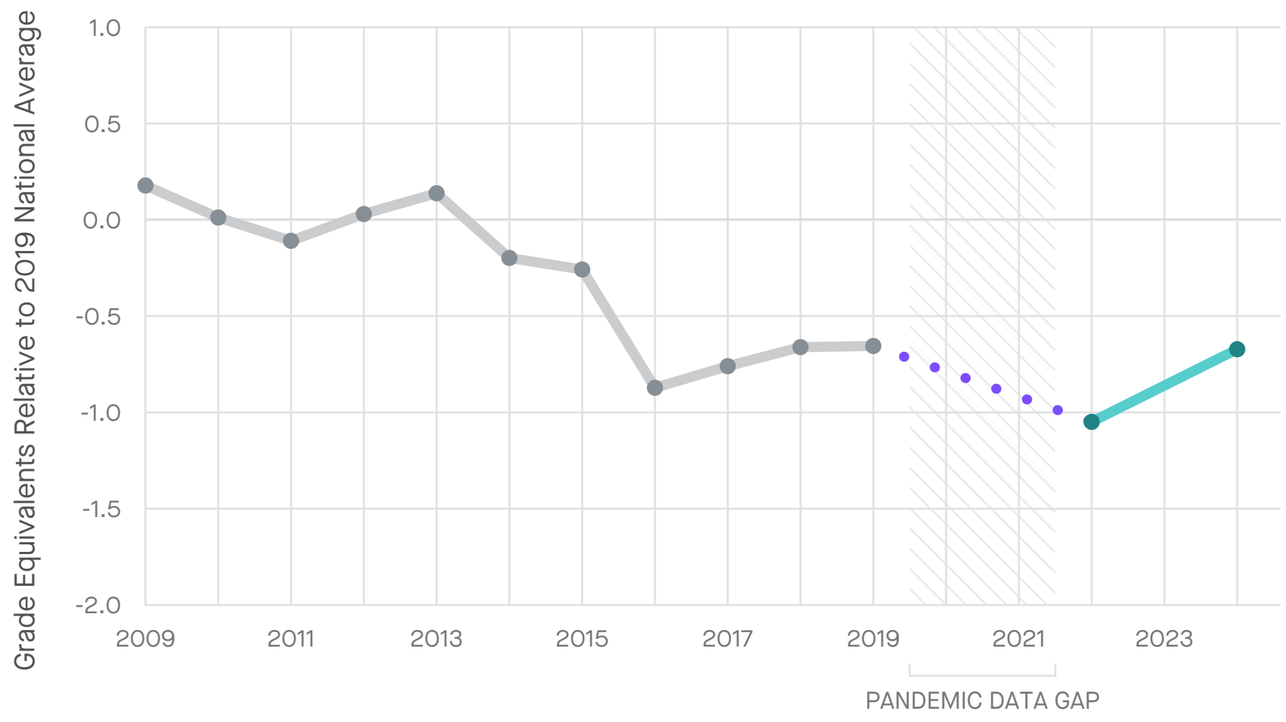

Average Math Scores and Trends in Scores
in Grade Level Equivalents Relative to the 2019 National Average

2019 Average	-0.66
2022 Average	-1.05
2024 Average	-0.67
2019-2022 Change	-0.39
2022-2024 Change	+0.38
Since 2019	-0.02

Reading Performance, Grades 3-8, 2009-2024

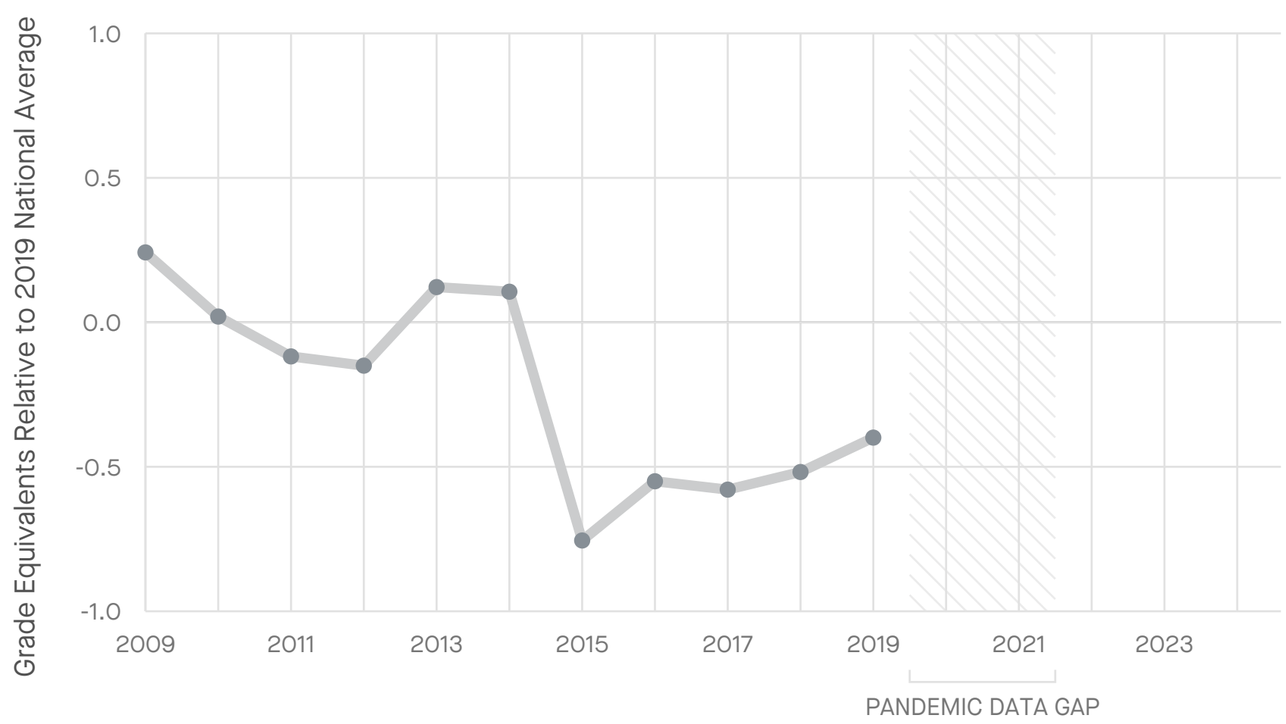

Average Reading Scores and Trends in Scores
in Grade Level Equivalents Relative to the 2019 National Average

2019 Average	-0.40
2022 Average	N/A
2024 Average	N/A
2019-2022 Change	N/A
2022-2024 Change	N/A
Since 2019	N/A

Absenteeism, Grades 3-8, 2009-2024

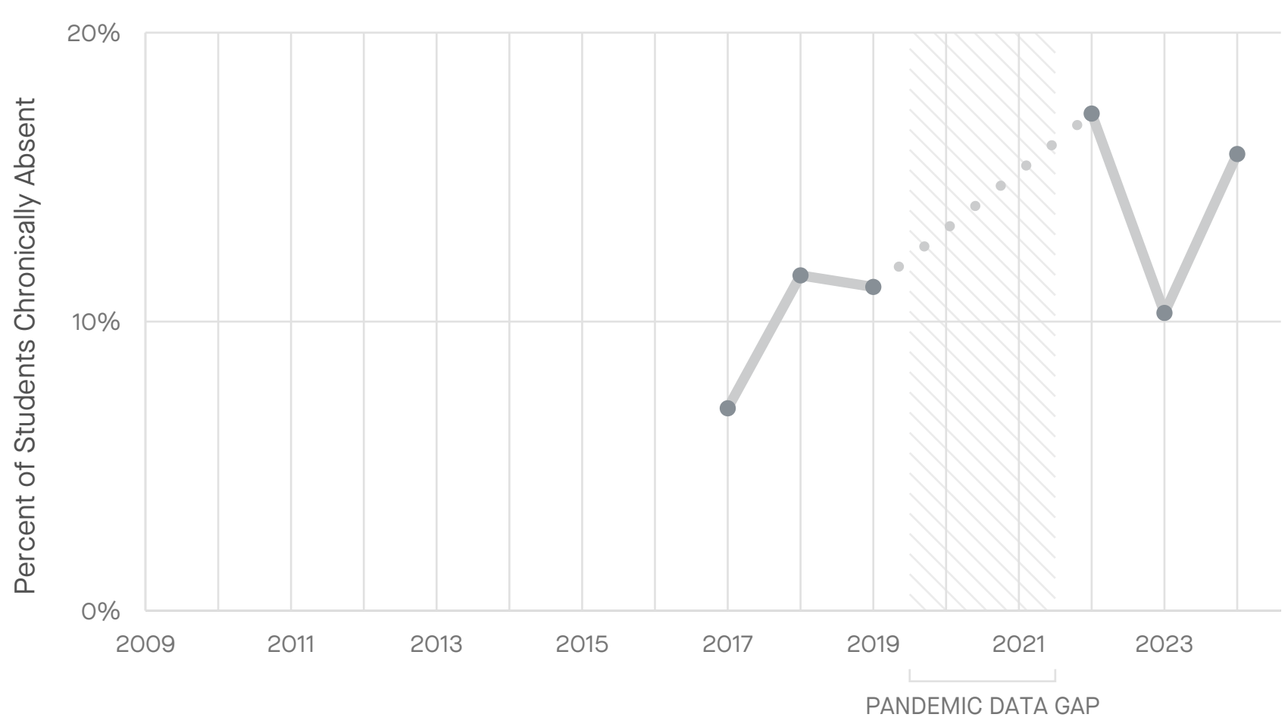

Absenteeism

2019-2023 Change	-0.01
Since 2009	N/A

Absenteeism data courtesy of Nat Malkus, American Enterprise Institute

Westside Consolidated School District, AR

Math Performance in Westside Consolidated School District vs. Arkansas and Similar Districts, Grades 3-8, 2019-2024

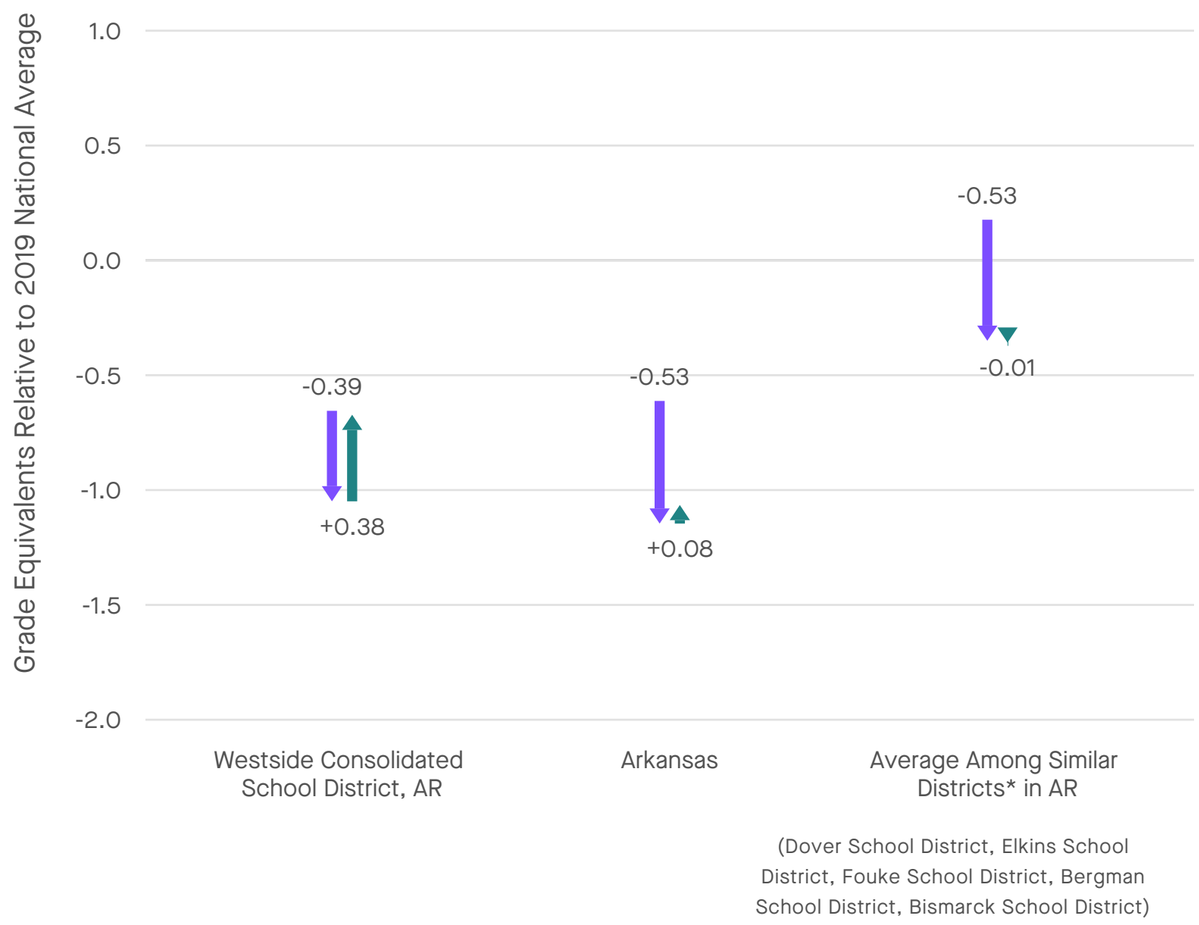

Average Math Scores and Trends in Scores

in Grade Level Equivalents Relative to the 2019 National Average

	2019 Average	2022 Average	2024 Average	2019-22 Change	2022-24 Change	2019-24 Change
Westside Consolidated School District, AR	-0.66	-1.05	-0.67	↓ -0.39	↑ 0.38	↓ -0.02
Arkansas	-0.61	-1.15	-1.06	↓ -0.53	↑ 0.08	↓ -0.45
Similar Districts* in Arkansas	0.18	-0.35	-0.36	↓ -0.53	↓ -0.01	↓ -0.54

*Comparison districts are the nearest matches within the same state based on socioeconomic status, demographics, and size.

Reading Performance in Westside Consolidated School District vs. Arkansas and Similar Districts, Grades 3-8, 2019-2024



Average Reading Scores and Trends in Scores

in Grade Level Equivalents Relative to the 2019 National Average

	2019 Average	2022 Average	2024 Average	2019-22 Change	2022-24 Change	2019-24 Change
Westside Consolidated School District, AR	-0.40	N/A	N/A	N/A	N/A	N/A
Arkansas	N/A	N/A	N/A	N/A	N/A	N/A
Similar Districts* in Arkansas	N/A	N/A	N/A	N/A	N/A	N/A

*Comparison districts are the nearest matches within the same state based on socioeconomic status, demographics, and size.

Westside Consolidated School District, AR

Math Performance by Subgroup, Grades 3-8, 2019-2024



Average Math Scores and Trends in Scores

in Grade Level Equivalents Relative to the 2019 National Average

	2019 Average	2022 Average	2024 Average	2019-22 Change	2022-24 Change	2019-24 Change
White	-0.60	N/A	N/A	N/A	N/A	N/A
Black	N/A	N/A	N/A	N/A	N/A	N/A
Hispanic	-1.30	N/A	N/A	N/A	N/A	N/A
Asian	N/A	N/A	N/A	N/A	N/A	N/A
Poor	-1.28	N/A	N/A	N/A	N/A	N/A
Non-Poor	-0.05	N/A	N/A	N/A	N/A	N/A
Female	-0.58	N/A	N/A	N/A	N/A	N/A
Male	-0.77	N/A	N/A	N/A	N/A	N/A

Reading Performance by Subgroup, Grades 3-8, 2019-2024



Average Reading Scores and Trends in Scores

in Grade Level Equivalents Relative to the 2019 National Average

	2019 Average	2022 Average	2024 Average	2019-22 Change	2022-24 Change	2019-24 Change
White	-0.36	N/A	N/A	N/A	N/A	N/A
Black	N/A	N/A	N/A	N/A	N/A	N/A
Hispanic	-0.71	N/A	N/A	N/A	N/A	N/A
Asian	N/A	N/A	N/A	N/A	N/A	N/A
Poor	-0.94	N/A	N/A	N/A	N/A	N/A
Non-Poor	0.17	N/A	N/A	N/A	N/A	N/A
Female	0.23	N/A	N/A	N/A	N/A	N/A
Male	-0.99	N/A	N/A	N/A	N/A	N/A

Westside Consolidated School District, AR

Change in Math Performance in Arkansas Districts vs. Percent Free/Reduced-Price Lunch, Grades 3-8, 2019-2024

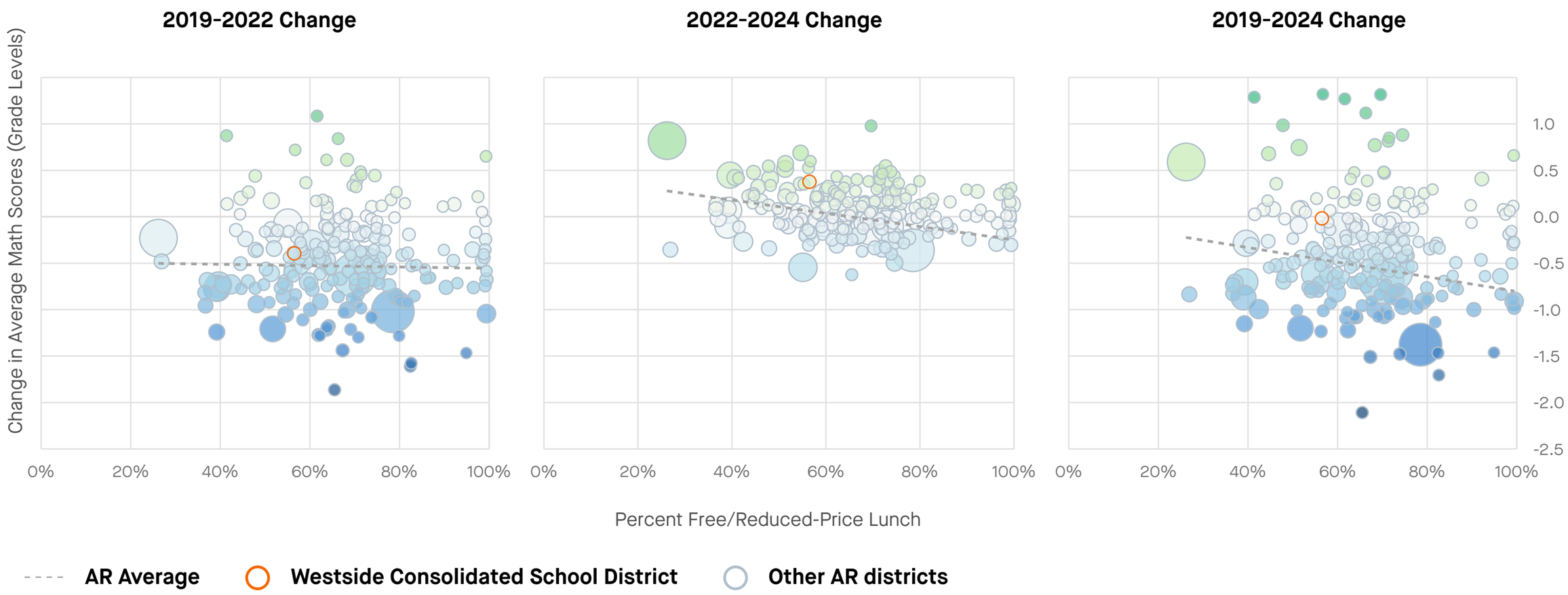

Change in Reading Performance in Arkansas Districts vs. Percent Free/Reduced-Price Lunch, Grades 3-8, 2019-2024

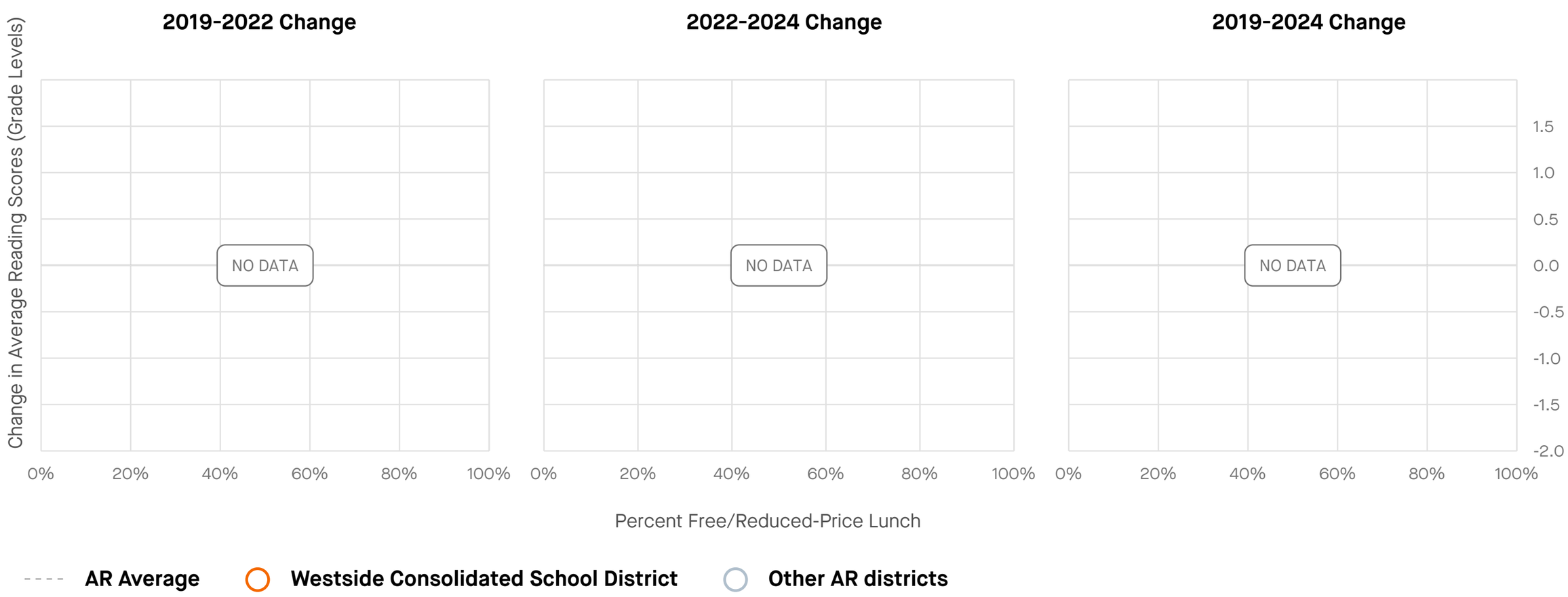

Arkansas

Math Performance, Grades 3-8, 2009-2024

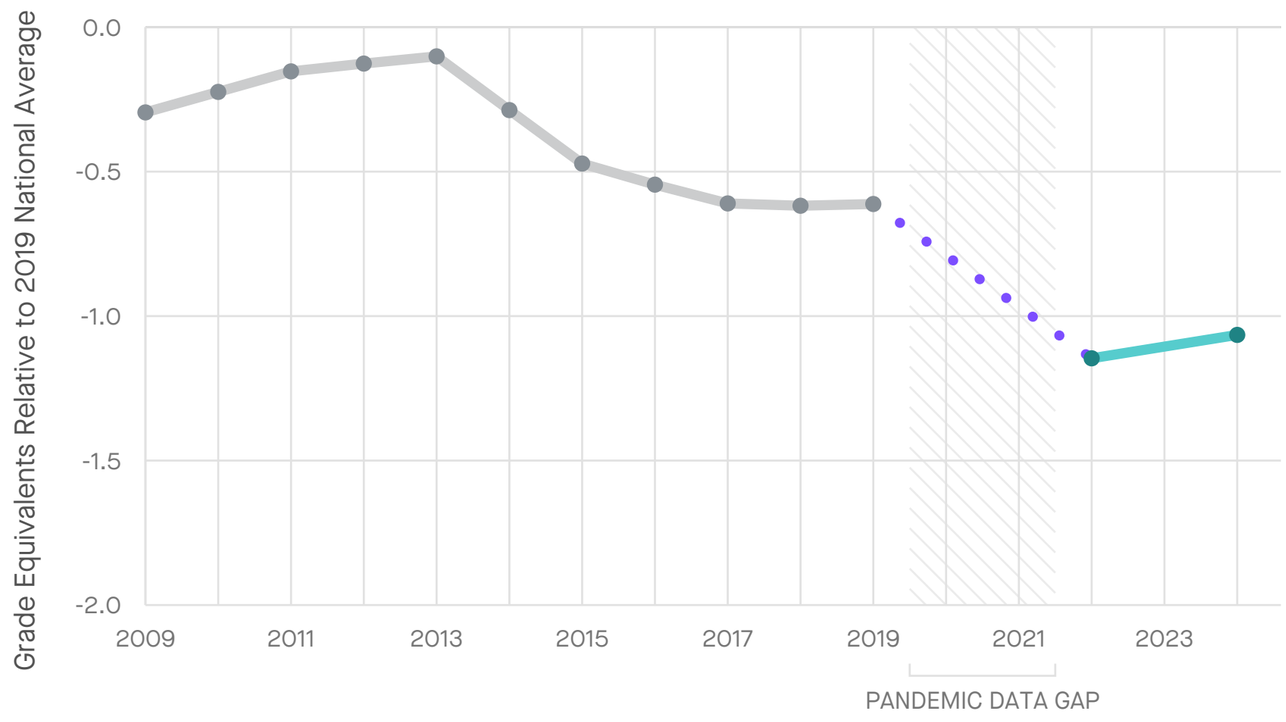

Average Math Scores and Trends in Scores
in Grade Level Equivalents Relative to the 2019 National Average

2019 Average	-0.61
2022 Average	-1.15
2024 Average	-1.06
2019-2022 Change	-0.53
2022-2024 Change	+0.08
Since 2019	-0.45

Reading Performance, Grades 3-8, 2009-2024

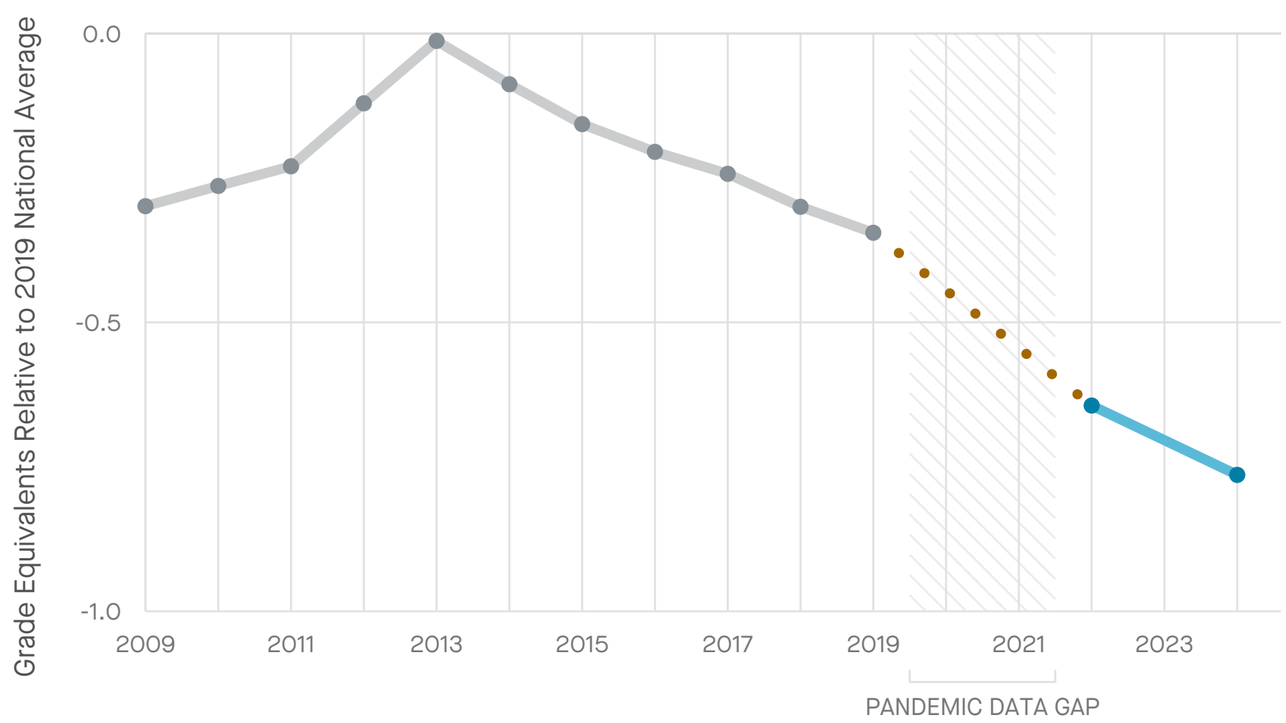

Average Reading Scores and Trends in Scores
in Grade Level Equivalents Relative to the 2019 National Average

2019 Average	-0.34
2022 Average	-0.64
2024 Average	-0.76
2019-2022 Change	-0.30
2022-2024 Change	-0.12
Since 2019	-0.42

Absenteeism, Grades 3-8, 2009-2024

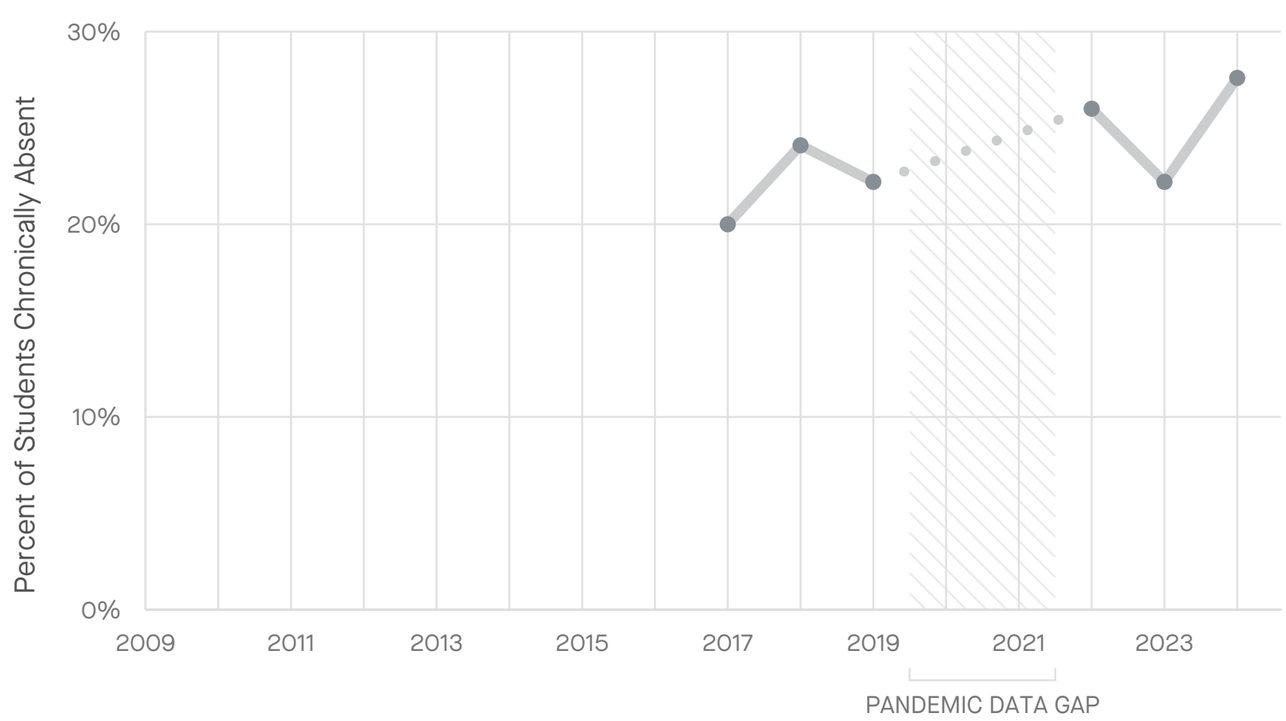

Absenteeism

2019-2023 Change	+0.00
Since 2009	N/A

Absenteeism data courtesy of Nat Malkus, American Enterprise Institute

Arkansas

Math Performance by Subgroup, Grades 3-8, 2019-2024

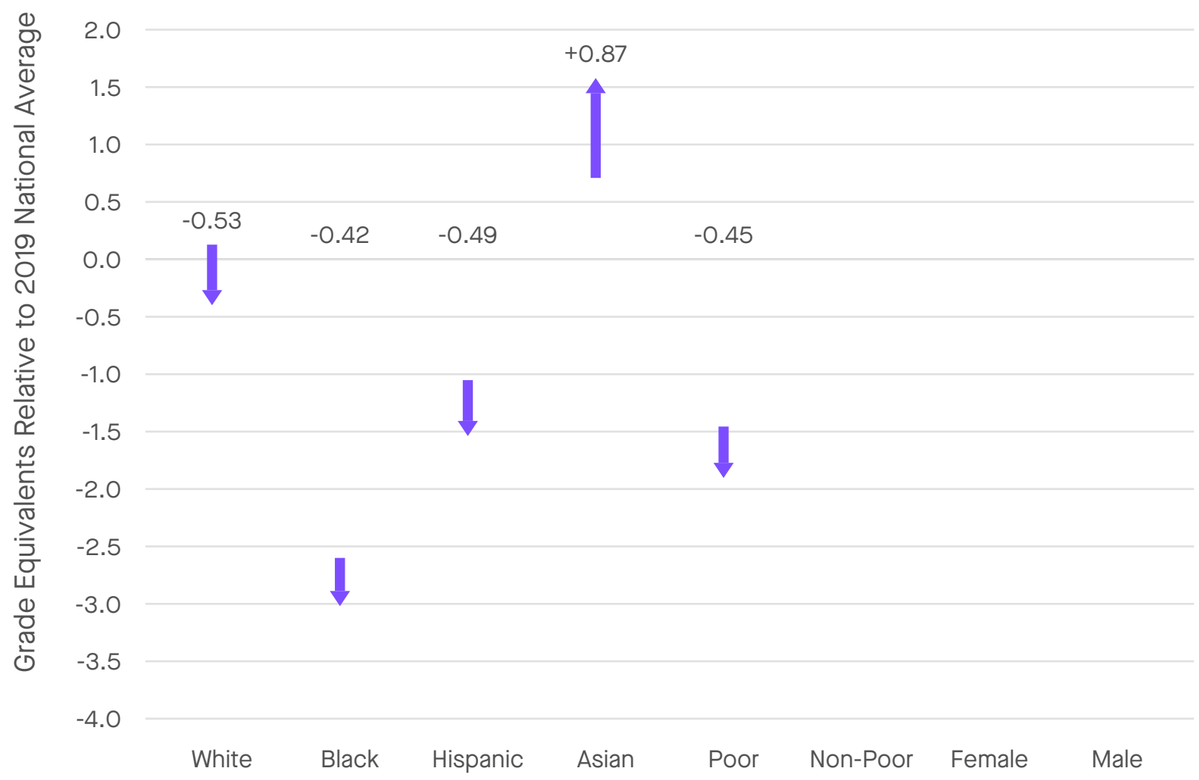

Average Math Scores and Trends in Scores

in Grade Level Equivalents Relative to the 2019 National Average

	2019 Average	2022 Average	2024 Average	2019-22 Change	2022-24 Change	2019-24 Change
White	0.13	-0.40	N/A	↓ -0.53	N/A	N/A
Black	-2.60	-3.02	N/A	↓ -0.42	N/A	N/A
Hispanic	-1.05	-1.54	N/A	↓ -0.49	N/A	N/A
Asian	0.71	1.58	N/A	↑ 0.87	N/A	N/A
Poor	-1.46	-1.90	N/A	↓ -0.45	N/A	N/A
Non-Poor	1.08	N/A	N/A	N/A	N/A	N/A
Female	-0.47	N/A	N/A	N/A	N/A	N/A
Male	-0.76	N/A	N/A	N/A	N/A	N/A

Reading Performance by Subgroup, Grades 3-8, 2019-2024

Average Reading Scores and Trends in Scores

in Grade Level Equivalents Relative to the 2019 National Average

	2019 Average	2022 Average	2024 Average	2019-22 Change	2022-24 Change	2019-24 Change
White	0.46	N/A	N/A	N/A	N/A	N/A
Black	-2.33	N/A	N/A	N/A	N/A	N/A
Hispanic	-0.96	N/A	N/A	N/A	N/A	N/A
Asian	0.73	N/A	N/A	N/A	N/A	N/A
Poor	-1.26	N/A	N/A	N/A	N/A	N/A
Non-Poor	1.56	N/A	N/A	N/A	N/A	N/A
Female	0.40	N/A	N/A	N/A	N/A	N/A
Male	-1.05	N/A	N/A	N/A	N/A	N/A

Change in Math Achievement 2019−2022
by Percent FRPL in Arkansas Districts

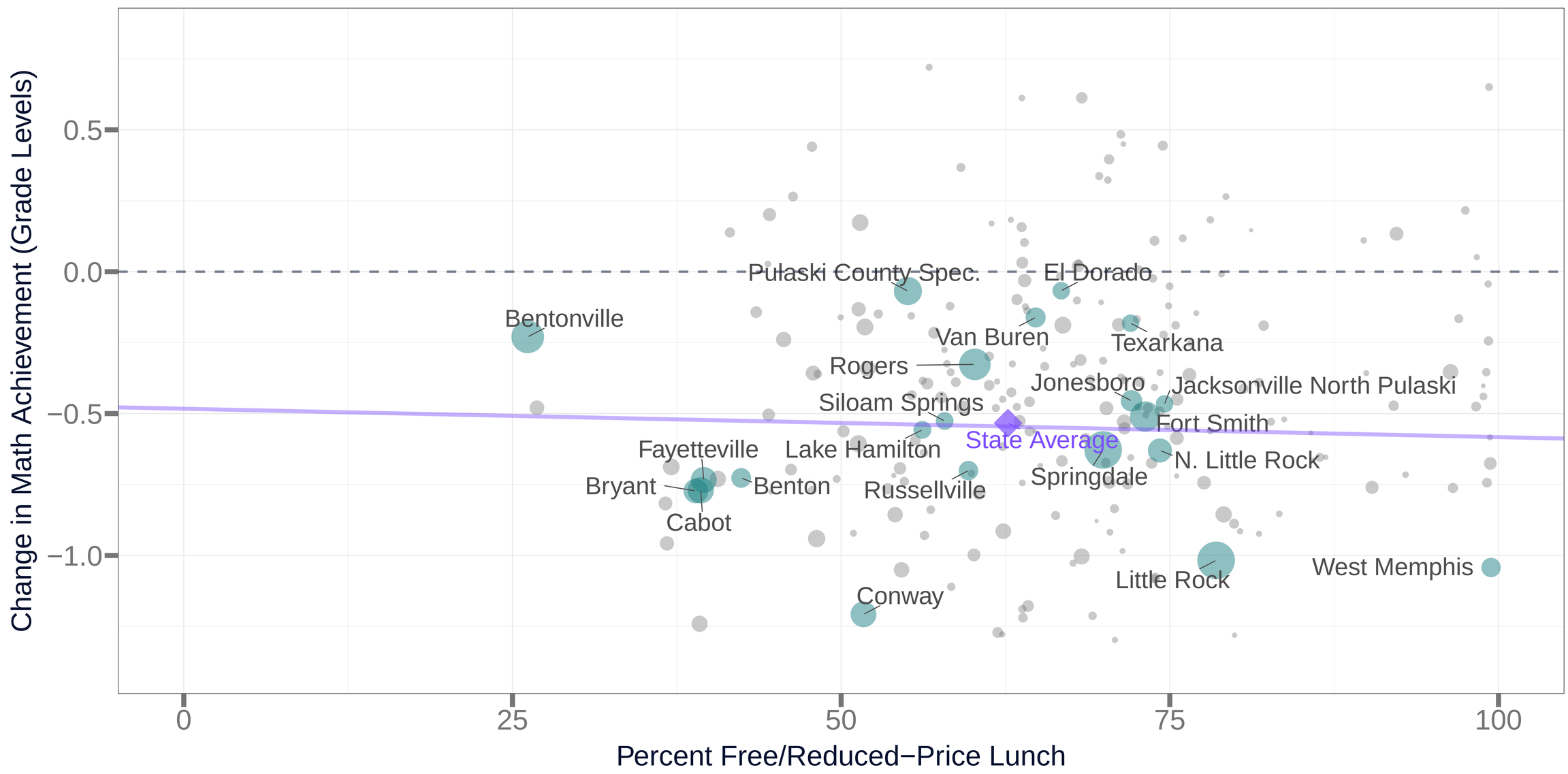

Source: Education Recovery Scorecard, by Harvard CEPR and Stanford SEDA. For details on the methodology see https://edopportunity.org/methods.

Change in Math Achievement 2022−2024
by Percent FRPL in Arkansas Districts

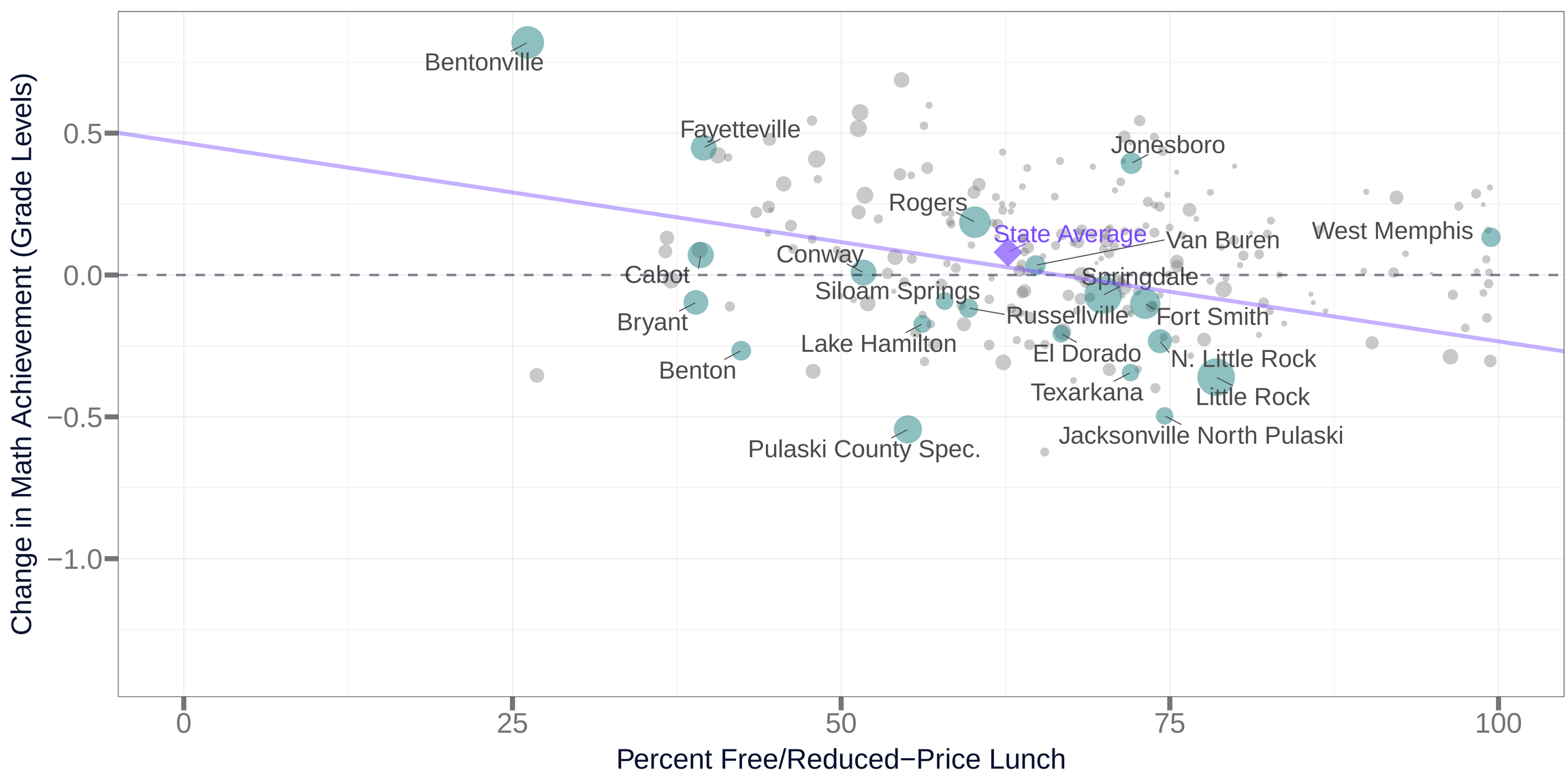

Source: Education Recovery Scorecard, by Harvard CEPR and Stanford SEDA. For details on the methodology see https://edopportunity.org/methods.

Change in Math Achievement 2019−2024
by Percent FRPL in Arkansas Districts

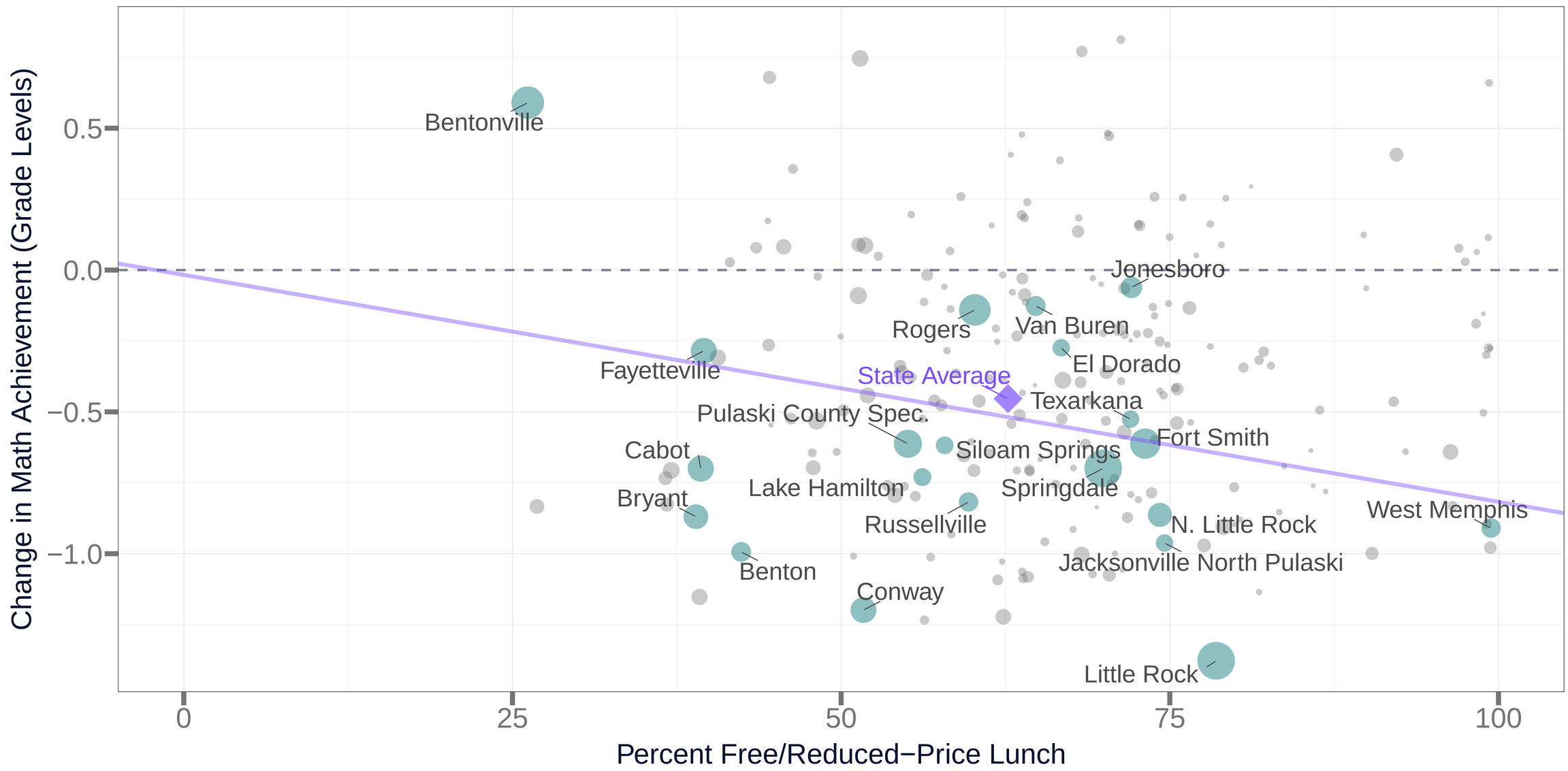

Source: Education Recovery Scorecard, by Harvard CEPR and Stanford SEDA. For details on the methodology see https://edopportunity.org/methods.

Change in Math Achievement
by Percent FRPL in Arkansas Districts

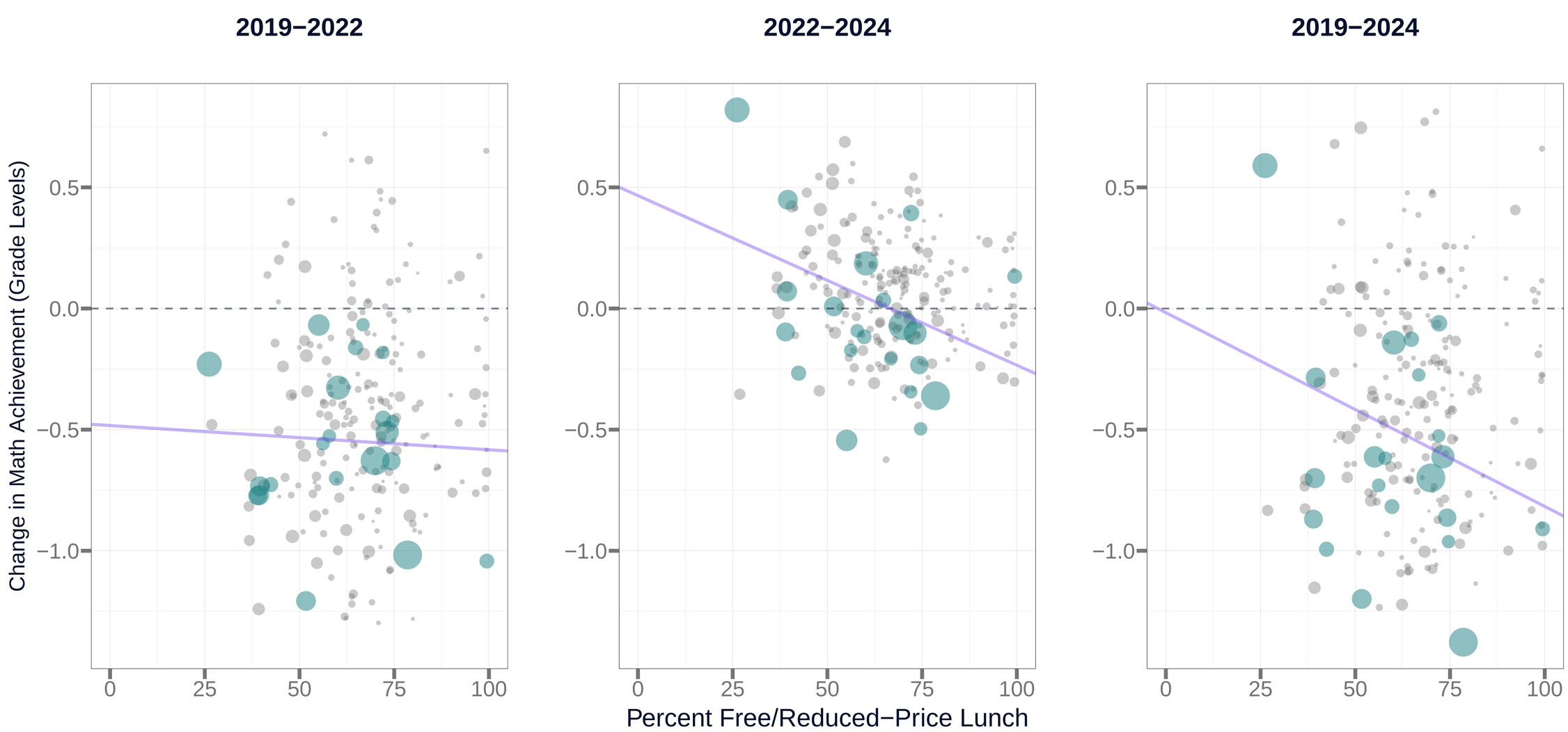

Source: Education Recovery Scorecard, by Harvard CEPR and Stanford SEDA. For details on the methodology see https://edopportunity.org/methods.

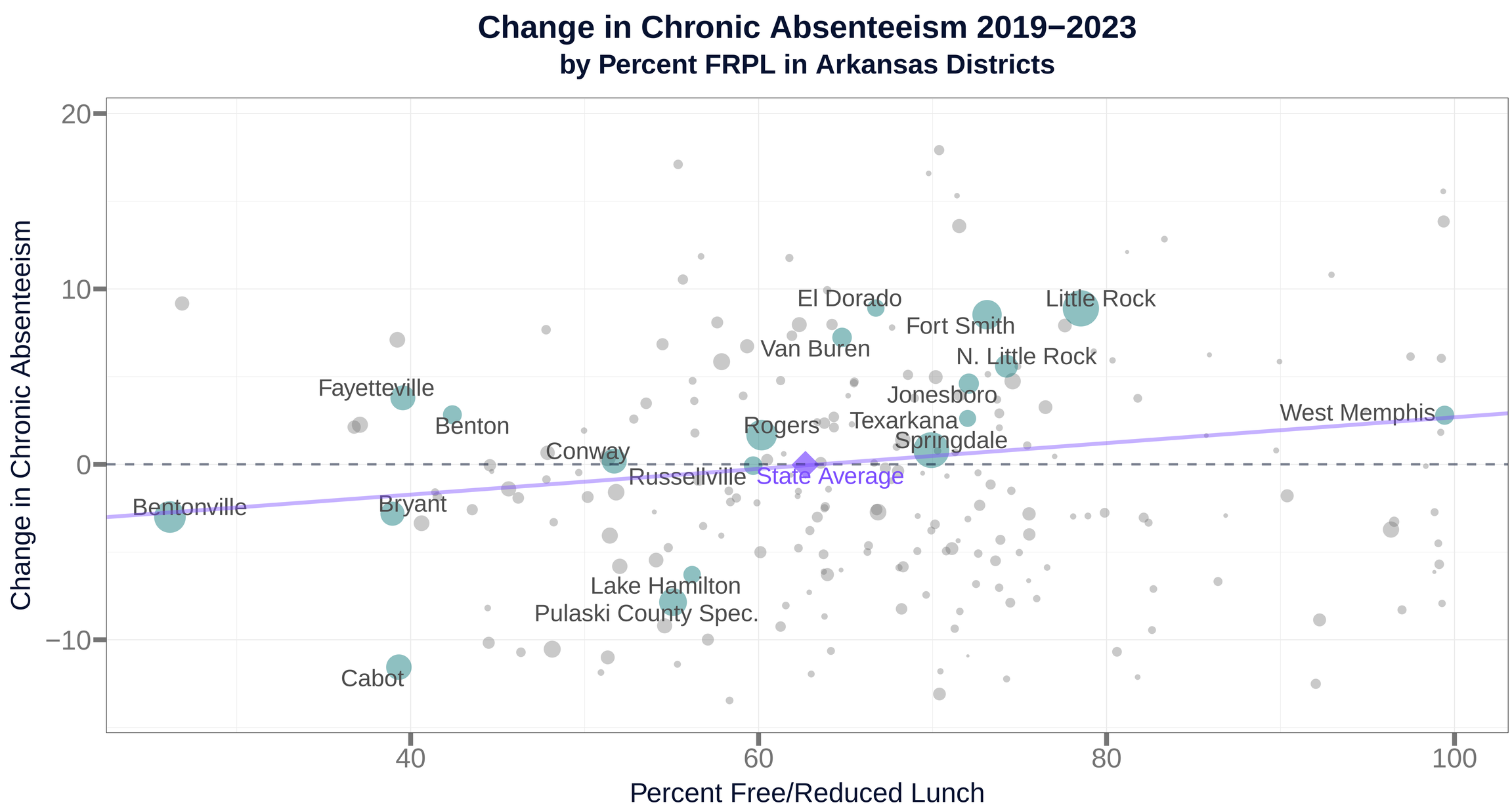

Source: Education Recovery Scorecard, by Harvard CEPR and Stanford SEDA. For details on the methodology see https://edopportunity.org/methods.